

Eat less, walk more

Enjoyable eating for type 2 diabetes

BACKGROUND Lifestyle management is the basis of diabetes treatment. In most cases, healthy eating, activity and weight loss can result in significant improvements in blood glucose, lipids and overall health. General practitioners have a key role in encouraging and supporting patients with diabetes to make lifestyle changes.

OBJECTIVE This article outlines the general lifestyle nutritional recommendations of type 2 diabetes and provides practical ideas for GPs to help patients achieve lifestyle goals.

DISCUSSION Although lifestyle is the cornerstone of diabetes management, it is the most difficult part of management to implement. Adherence to recommended eating and activity schedules is low. A complete dietary assessment requires input from a dietitian and support from the GP.

Healthy eating and activity schedules are the basis of diabetes management. In most cases, healthy eating and activity are associated with weight loss and significant improvements in control of blood glucose, lipids, blood pressure and improved quality of life.

It is now clear that lifestyle change can slow the progression from normal to impaired glucose tolerance and then to clinical diabetes. The primary lifestyle goals for type 2 diabetes are simple – ‘eat less, walk more’. Although simple they will help patients achieve targets for weight loss, glycaemic, blood pressure and lipid control. The overall goal is to shift from the unhealthy eating patterns which are the norm for Australians, to those recommended (*Figure 1*).

Eat less

Watch the weight

Most people with type 2 diabetes are overweight or obese (*Figure 2*). For many people, even the thought of trying to lose weight is overwhelming. However, it is important to emphasise to patients that even a small loss of weight can largely influence health. Even a modest weight reduction of approximately 10% of body weight improves glycaemic control, lipids, blood pressure and quality of life.²⁻⁴

Rather than focussing on an unrealistic ‘ideal’ weight that falls within a body mass index (BMI) of 20–25, set small but specific weight loss goals with the patient. For example, an overall weight loss goal of 12 kg could be broken down into smaller monthly goals of one kg per month for 12 months.

Discourage patients from weighing too frequently, as losing weight is a slow process. For most people, weighing on a weekly basis is adequate. Weight should be checked on the same day each week, preferably in the morning. Light clothing and shoes should be worn. Monitoring waist measurements is an effective way of monitoring change in body shape. Change in body shape often decreases more quickly in response to lifestyle change and shifts the focus from the dreaded scales. Generally an individual’s healthy weight (kg) is approximately height (cm) minus 100.


Cut the calories

Suggest patients keep a diet diary to track what they eat. Patients commonly under report their food intake to themselves and may tell GPs and health workers what they want to hear. Recommend moderate energy restriction together with increased physical activity. Tips to reduce calorie intake are shown in *Table 1*.

**Melissa Carapetis,
Patrick Phillips**



Melissa Carapetis, BHSc, MND, is a Dietitian, Diabetes Centre, The Queen Elizabeth Hospital, Woodville South, South Australia.



Patrick Phillips, MBBS, MA (Oxon), FRACP, MRACMA, GradDipHealthEcon, is Senior Director of Endocrinology, The Queen Elizabeth Hospital, Woodville South, South Australia.

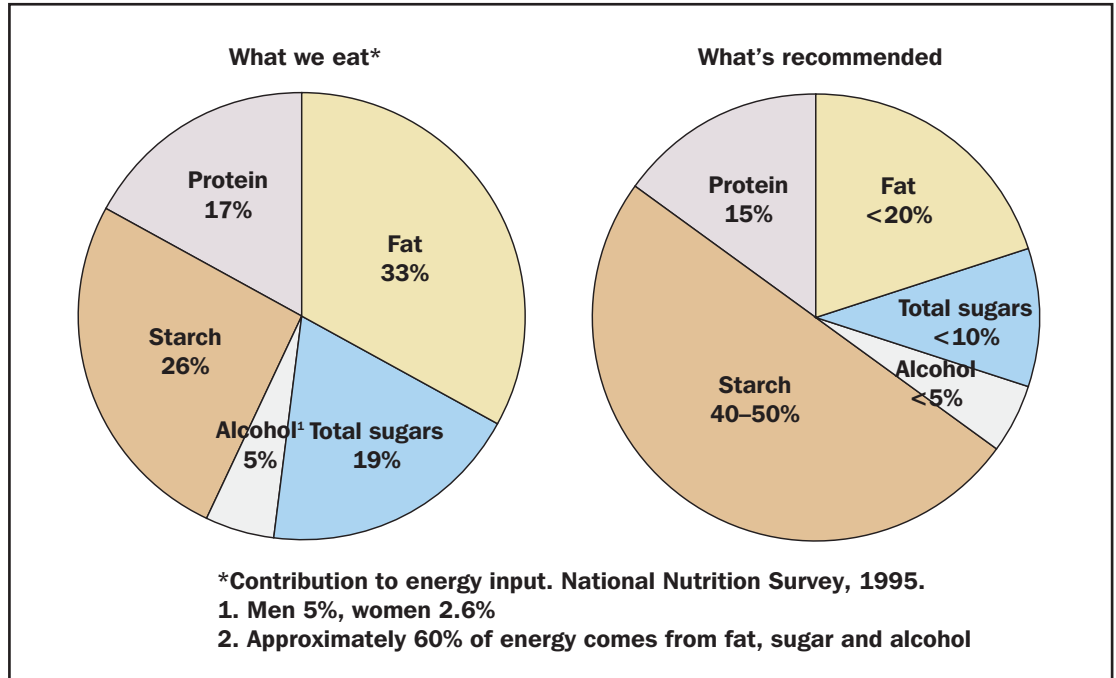


Figure 1. Unhealthy vs recommended eating patterns

Table 1. Cutting calories

Simple tips for eating less

- Eat slowly and think about what you are eating
- Avoid distractions while eating, eg. turn off the television
- Fill your plate once only and do not go back for 'seconds'
- Try using a smaller plate
- Do not shop for groceries when you are hungry
- Prepare just enough for food for one meal

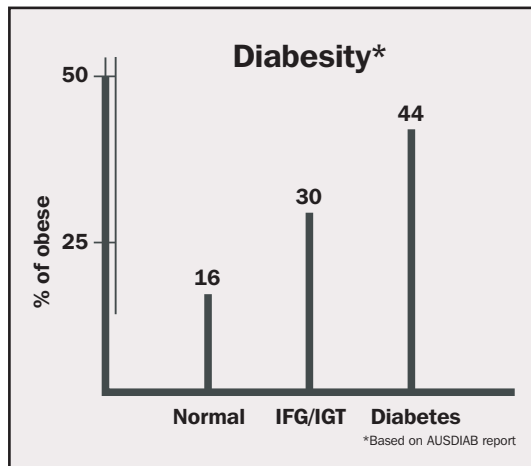



Figure 2. % of diabetes patients who are obese

Find the fats

Fat in foods provides more calories than either carbohydrate or protein, ie. approximately 37 kilojoules, 9 calories, per gram compared to 16 and 17 kilojoules, 4 calories, per gram respectively. Reducing fat intake is often an easier way to reduce total energy intake than restricting total amount of food. A low fat diet not only helps weight loss but also improves blood lipid profile.⁵ Fat should contribute no more than 30% of the total energy intake and saturated fats should be replaced with poly- or mono-unsaturated fats wherever possible.

Fat counting is an effective weight loss strategy that can usually be easily adopted. Fat intake can

Table 2. Fat checklist

<ul style="list-style-type: none"> ✓ No or low fat ✓ Low in fat mayonnaise, low joule dressings, vinegar, lemon juice, low joule Gravox, plain yoghurt, fish sauces, soy sauce, homemade stock ✓ Reduced fat cheese, ricotta and cottage cheese, low fat cream cheese ✓ Lean cuts of meat, eg. ham, beef, chicken/turkey breast. Trim off fat and remove chicken skin ✓ Foods cooked without fat, or with a minimal amount of poly/mono-unsaturated vegetable oil, eg. grilled fish or meat, rotisserie chicken (no skin), dry fried meats ✓ Fruit, vegetables (raw, steamed, roasted with oil spray) plain popcorn, low fat cracker biscuits, oven baked chips ✓ Limit oil or margarine to one tablespoon per day. Preferably poly- or mono-unsaturated varieties. Limit nuts to 1/3 cup or in cooking occasionally 	<ul style="list-style-type: none"> X High in Fat X Ordinary mayonnaise, oily dressings, cream sauces, fatty gravies, sour cream X Full fat cheese, cream cheese X Fat on meat, duck and chicken skin. Fatty meats, eg. sausages, bacon, fritz, salami X Deep fried/battered foods, fried dim sims, spring rolls, pies/pasties X Crisps, hot chips, prawn crackers X Large amounts of margarine, butter, oil, cream, peanut butter, dripping, lard, ghee, coconut cream, nuts and seeds
--	--

Table 3. Sugar checklist

<ul style="list-style-type: none"> ✓ No or low sugar ✓ Tablet, liquid or powdered artificial sweeteners ✓ Low joule jam/marmalade. Promite, Vegemite, meat/fish paste, 100% fruit spreads ✓ Low joule cordial/soft drinks, plain mineral/soda water, pure fruit juice – limit to 120 mL per day, low fat milk, low fat artificially sweetened flavoured milk, dry wines or spirits - limit to one to two drinks/day with two alcohol free days per week ✓ Sugar free lollies sweetened with Splenda or acesulfamane K, eg. sugar free Kaiser, Double D, Ricci drops, Lido glaze drops ✓ Wholegrain crispbreads/crackers, shredded wheatmeal or Milk Arrowroot biscuits, wholemeal low fat scones, fruit loaf ✓ Low joule jelly, fresh or tinned stewed fruit without sugar drained, custard or junket made with sweetener and low fat milk, 'no added sugar' low fat instant desserts, low fat plain and fruit yoghurt, Dairy Belle Lite icecream or Vitari (one to two scoops or light ice cream one scoop), low joule ice cream topping ✓ Low sugar, low fat, high fibre cereals, eg. porridge, Vitabrits, Weetbix, Ready Wheats, Allbran, Weeties, Guardian, Mini-wheats 	<ul style="list-style-type: none"> X High in sugar X Sugar (brown, raw, white), syrups X Jam, marmalade, syrups, Nutella X Ordinary cordial, soft drinks, flavoured mineral water, eg. Spritz, Lucozade, tonic water, fruit juice drinks, ordinary flavoured milk X Alcoholic drinks high in sugar, eg. sweet wine/sherry, port, liqueurs, ordinary beer X Confectionery: lollies, cough lollies, chocolate (ordinary/diabetic/carob) diabetic sweets sweetened with sorbitol or mannitol, muesli/health bars, eg. sesame bars X Sweet biscuits, eg. cream, chocolate, shortbread. Cakes, doughnuts, iced buns, sweet pastries X Sweet desserts, ordinary jelly, fruit in sugar syrup, fruit pies, cheesecake, puddings X Ordinary yoghurt or icecream X Icecream toppings X Sweet cereals, eg. Nutrigrain, Honeysmacks, Sugar Frosties
--	---

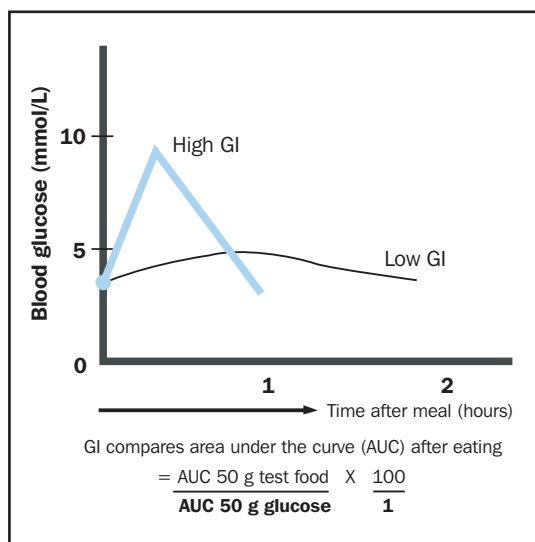


Figure 3. High and low glycaemic index foods

be calculated at the end of a day by keeping a diet history and by using a fat counter, such as Allan Borushek's Fat and Calorie Counter.⁶ Patients can choose foods from the fat counter to fit within their fat 'budget'. For example, an individual may have a fat budget of 40 g of fat per day. A fat checklist (Table 2) can help patients make low fat food choices.

Seek the sugar

Foods high in added sugars are generally more energy dense and less satiating than healthier alternatives. Patients can use a sugar checklist to help them choose foods low in added sugar (Table 3).

For some individuals, modest amounts of refined sugars may be acceptable. For example, it would be silly to insist that patients stop adding a teaspoon of sugar to their coffee when they are achieving glycaemic and weight loss goals.

Concentrate on carbohydrates

Regular meals spaced through the day spread carbohydrate intake and help control and stabilise blood glucose. A regular eating pattern is of particular importance for people on insulin or taking insulin secretagogues (sulphonylureas or repaglinide) to reduce the incidence of hypoglycaemia.

The current recommended carbohydrate intake is 50–55% of total daily energy. Carbohydrate foods should form the basis of each meal or snack. Studies in people with type 2 diabetes have shown that high carbohydrate diets reduce cholesterol concentration,^{7–9} improve glycaemic control and enhance insulin sensitivity.^{10,11}

Table 4. Sample meal plan

Breakfast

- One serve breakfast cereal – with low fat milk, eg. 3/4 cup cooked **porridge** and half to one cup skim **milk** and/or
- One slice **wholemeal toast**, thinly spread with margarine, Vegemite, 100% fruit spread, cottage cheese, tomato or 1/2 cup **baked beans**
- Fruit, eg. one fresh **peach** or 3/4 cup drained no added sugar canned or stewed fruit
- Tea, coffee, water

Light meal

- One bowl homemade vegetable soup made with fat free stock (if desired)
- One **wholegrain sandwich** or roll filled with one slice or 30 g lean meat, skinless chicken, fish or fat reduced cheese and salad or
- One slice or 30 g lean meat, skinless chicken, fish, reduced fat cheese or one egg plus one **wholegrain roll**, one to two slices **wholegrain bread** or 2–4 **wholegrain crispbreads**
- One **apple**
- Tea, coffee, water

Main meal

- One bowl homemade soup made with fat free stock (if desired)
- 60–100 g lean meat, skinless chicken, fish or 2/3 cup **cooked dried beans or lentils**
- Half cup **sweet potato** or one cup cooked **Basmati rice or pasta** or one **corn cob**, or two slices **wholegrain bread** and vegetables or salad (without butter, margarine or oil)
- 20–30 **grapes** or 200 g low fat **yoghurt** and low joule jelly
- Tea, coffee, water

Between meal snacks can be included especially if there is a long period between meals (more than four hours)

Foods in **bold italic** have a low glycaemic index (GI)

Some researchers have suggested that the levels of carbohydrate recommended should be reduced and there should be higher protein⁹ or mono-unsaturated fat intake.^{12,13} Until more evidence is available, the authors suggest we stick with the currently accepted recommended levels for carbohydrate intake.

Table 5. GI checklist

	Low or moderate GI (include regularly)	High GI (limit)
Breakfast cereals	✓ Porridge, oats, All-bran, Guardian	X Rice Bubbles, Corn Flakes, Puffed Wheat
Bread	✓ Wholegrain, multigrain bread	X White bread, bagels, baguettes
Rice and pasta	✓ White pasta/spaghetti, Basmati or Doongara rice	X White rice
Vegetables and legumes	✓ Sweet corn, sweet potato, beans (kidney, baked)	X Potato, mashed potato

A sample meal plan (*Table 4*) can help patients develop a regular eating pattern. Some patients will require a midmeal snack, eg. some of those on insulin, but snacking should not be encouraged for those who are overweight or obese.

The glycaemic index (GI) of foods should be considered if blood glucose before meals are on target, but with hyperglycaemia after meals or hypoglycaemia between meals. Carbohydrate foods that break down slowly release glucose gradually into the blood and have a low GI. Carbohydrate foods that produce a faster and higher rise in blood glucose levels have a high GI (*Figure 3*).¹⁴ Low GI foods may reduce postprandial glycaemia, and due to their slow release of glucose, may also reduce the incidence of hypoglycaemia between meals. A GI checklist (*Table 5*) may assist individuals to identify high GI foods in their diets and substitute lower GI alternatives.

Assess alcohol

Assessing alcohol intake is important for all individuals with diabetes but is especially important for those with hypertriglyceridaemia. Excess alcohol contributes to obesity, hypertension, heart and liver disease and some cancers. The same cautions regarding the use of alcohol that apply to the general public apply to those with diabetes. The message is to limit alcohol to: 'four for men and women two'. Lower calorie drinks such as dry wines and spirits are the best choice.

Individuals treated with insulin or oral hypoglycaemic agents should be warned about the risk of hypoglycaemia with alcohol. Alcohol is not metabolised to glucose and inhibits gluconeogenesis. Consuming alcohol without food increases the risk of hypoglycaemia.

Table 6. Skipping salt

Hints to reduce salt intake

- Avoid adding salt to dishes while cooking
- Avoid putting the salt shaker on the table
- Use dried or fresh herbs and spices to flavour food instead of salt or salty sauces
- Choose 'no added salt', 'low salt' or 'salt reduced' products, eg. margarine or tinned baked beans
- Steam, microwave or bake vegetables instead of boiling to retain flavour

Skip the salt

Skipping salt is particularly important to consider for patients with hypertension or who are taking diuretic agents. The recommended intake of sodium is 920–2300 mg/day (40–100 mmol/day) however, the average Australian consumes up to double this amount. *Table 6* shows tips on reducing salt intake.

Walk more

Get going

Getting started is usually the hardest part of exercise, especially for people who do not exercise regularly. If someone is not regularly exercising, suggest they start with short five minute walks each day and build up gradually. Encourage patients to find an exercise that they enjoy – if not walking, try gardening, dancing or tennis. Regular exercise not only improves health, it can also improve mood, confidence and wellbeing.

Pace the pavement

Most people walk when they want to increase activity. As a rough guide energy expenditure

Table 7. Activity checklist

- Walk or ride a bicycle to work
- Park your car further away from the shop
- Walk to the shop to buy your daily newspaper
- Take the stairs, not the lift
- Do some gardening or mow the lawns
- Get off the bus before the final stop

(cals) = distance covered (km) x weight (kg). For example, an 85 kg man walking 5 km expends (5 x 85) = 425 cals, the equivalent of 11 teaspoons of fat (53 g) or 21 teaspoons of sugar (106 g).

Some people find they can exercise at home when it is too dangerous, unpleasant or uncomfortable to exercise outdoors. While using a walking/jogging machine or stationery bike they can read a book, watch television or listen to music. Many adults and children spend over 10 hours per week watching television so there is plenty of time to use an exercise machine.

Every day and every way...

‘Take exercise regularly not seriously’ implies that people should not regard exercise as a special activity. Suggest patients make a commitment to make activity part of their day. Help patients establish a specific time of each day for exercise to stop them from continually putting it off. For example, a patient may schedule in a 30 minute walk each morning before breakfast. Write an exercise prescription that will emphasise the importance of increasing activity in overall diabetes management (*Figure 4*).

Remove the remote

Patient’s should also be encouraged to include as much ‘incidental’ activity as possible. Reverse the trend toward labour saving devices (eg. remote controls, escalators, lifts, cars). Suggest they walk or ride the long way rather than the shortest way to their destinations, walk the dog, take the stairs instead of using the lift and take a brisk walk at lunch time. Introduce them to a pedometer – a small device that attaches to clothing and measures the number of steps taken. Patients can wear the pedometer and check the ‘mileage’ each day and gradually increase daily targets. Aim for 8000–10 000 steps per day instead of an average of only 3000–4000 steps.

Exercise prescription

A total of 30 minutes of moderate physical activity per day will help you feel well and help you stay healthy

Patient’s name _____

Address _____

_____ Postcode _____ Date _____

I recommend the following physical activity:

Walking Swimming Exercise classes Gardening

Other _____

In the following amounts:

Amount per day 10–15 minutes

15–30 minutes

Other _____

Times per week Twice a day

Once a day

Every other day

Other _____

Comments _____

Doctor’s signature _____

Figure 4. Exercise prescription

Table 8. Steps to a healthy lifestyle

Eat less

- Watch the weight
- Count the calories
- Find the fat
- Seek the sugar
- Count carbohydrates
- Assess alcohol
- Skip the salt

Walk more

- Get going
- Every day and every way
- Remove the remote
- Pace the pavements
- Find a friend or get in a group

Find a friend or get in a group

Many people find that walking with a partner or group gives them extra motivation due to the social activity. Partners, family, friends and pets can make the difference between a new year’s resolution and regular activity as part of the day. There are many community groups that promote safe, enjoyable activities in a social and supportive atmosphere (eg. mall walks, over 50s). The local council or community health centre should have a list and contact details for exercise opportunities in the local area.

The aim is to reverse the trend of decreasing activity levels in Australia.¹⁵ Whatever form the increased activity takes, stress that patients should 'take exercise regularly not seriously'. There are many ways people can increase their daily activity levels (*Table 7*).

Conclusion

General practitioners have a key role in encouraging patients with diabetes to make nutritional and lifestyle changes (*Table 8*). Keep lifestyle recommendations simple - eat less and walk more. Encourage patients to be involved in setting their own goals and time frames for achieving each goal. Encourage them to start with small short term goals rather than large goals and slowly build on those. Give patients a written prescription of each goal for reinforcement. Provide patients with lifestyle 'tools' such as dietary checklists and sample meal plans. Ask patients to keep a diet diary and use it to monitor their progress. Goals need to be realistic and achievable and adjusted if needed according to patient acceptance and compliance.

Acknowledgments

We thank Carol Smith and Diane Cross for their valuable input.

Conflict of interest: none declared.

References

- DeFronzo R A, Ferrannini E. Insulin resistance. A multifaceted syndrome responsible for NIDDM, obesity, hypertension, dyslipidaemia, and atherosclerotic cardiovascular disease. *Diabetes Care* 1991; 14:173-194.
- Wing R R, Koeske R, Epstein L H, Nowalk M P, Gooding W, Becker D. Long term effects of modest weight loss in type 2 diabetic patients. *Arch Intern Med* 1987; 147:1749-1753.
- Goldstein D J. Beneficial health effects of modest weight loss. *Int J Obes* 1992; 16:397-416.
- Kanders B S, Blackburn G L. Reducing primary risk factors by therapeutic weight loss. In: *Treatment of the seriously obese patient*. Wadden T A, Van Itallie T B, eds. New York: Guilford, 1992; 213-230.
- Di Buono M, Hannah J S, Katznel L I, Jones P J. Weight loss due to energy restriction suppresses cholesterol biosynthesis in overweight, mildly hypercholesterolaemic men. *J Nutr* 1999; 129:1545-1548.
- Borushek A, ed. *Allan Borushek's calorie and fat counter*. Nedlands, Western Australia: Family Health Publications, 2002.
- Heilbronn L K, Noakes M, Clifton P M. Effect of energy restriction, weight loss, and diet composition on plasma lipids and glucose in patients with type 2 diabetes. *Diabetes Care* 1999; 22:(6)889-895.
- Riccardi G, Rivellese A, Genovese S, Mastranzo P, Mancini M. Separate influence of dietary carbohydrate and fibre on the metabolic control in diabetes. *Diabetologia* 1984; 26:116-121.
- O'Dea K, Traianedes K, Ireland P. The effects of diet differing in fat, carbohydrate and lipid metabolism in type 2 diabetes. *J Am Diet Assoc* 1989; 89:1076-1086.
- Anderson J W. Effect of carbohydrate restriction and high carbohydrate diets on men with chemical diabetes. *Am J Clin Endocrinol Metab* 1976; 12:729-735.
- Simpson H R C, Mann J I, Eaton J, Moore R A, Carter R, Hochaday T D R. Improved glucose control in maturity onset diabetes treated with a high carbohydrate modified fat diet. *Br Med J* 1979; 1:1753-1756.
- Garg A, Grundy S M, Unger R H. Comparison of effects of high and low carbohydrate diets on plasma lipoproteins and insulin sensitivity in patients with mild NIDDM. *Diabetes* 1992; 42:1278-1285.
- Bonanome A, Visona A, Lusiani L, et al. Carbohydrate and lipid metabolism in patients with non insulin dependent diabetes mellitus: effects of a low fat, high carbohydrate diet vs a diet high in monounsaturated fatty acids. *Am J Clin Nutr* 1991; 54:586-590.
- Foster-Powell K, Brand Miller J, Colagiuri S, Leeds A. *The GI factor: The glycaemic index solution*. 2nd edn. Sydney: Hodder & Stoughton.
- NH&MRC. *Acting on Australia's weight: a strategic plan for the prevention of overweight and obesity*. Canberra: Australian Government Publishing Service, 1997. AFP

SUMMARY OF IMPORTANT POINTS

- Set small, specific weight loss goals.
- Ask patients to keep a diet diary.
- Use a fat and sugar checklist to identify high fat/sugar foods in a patient's diet and the healthier alternatives.
- Provide a sample meal plan for patients.
- Write an exercise prescription which includes 'incidental' daily activities.
- Review and encourage progress regularly.

REPRINT REQUESTS

Melissa Carapetis
Diabetes Centre
The Queen Elizabeth Hospital
8 Woodville Road
Woodville South, SA 5011
Email: Melissa.Carapetis@nwahs.sa.gov.au