

# Influenza vaccination update

Catherine Radkowski

Nick Wilson

Immunisation Unit, Health Protection Branch, Public Health



Department  
of Health

**OFFICIAL**

# Funding influenza vaccines for all Victorians

## Vaccination grants and reimbursement program for primary care

**Influenza vaccines are being supplied at no cost to all Victorians from 1 June to 10 July 2022 by pharmacies and GPs registered to the program**

**OFFICIAL**

# Funding influenza vaccines for all Victorians – registration and reporting

**Registered GP  
clinics  
1,414**

**Registered  
pharmacies  
764**

**Total  
registrations  
2,178**

## As of Tuesday 12 July...

- 693 out of 1,414 GP clinics have reported their data for June (49%)
- 156 have reported July data (11%)
- Average eligible doses per clinic: 170
- Highest reported vaccine numbers per clinic: >1,500

**Providers have until 25<sup>th</sup> July to report their vaccination numbers and claim the grant.**

# Invoicing requirements

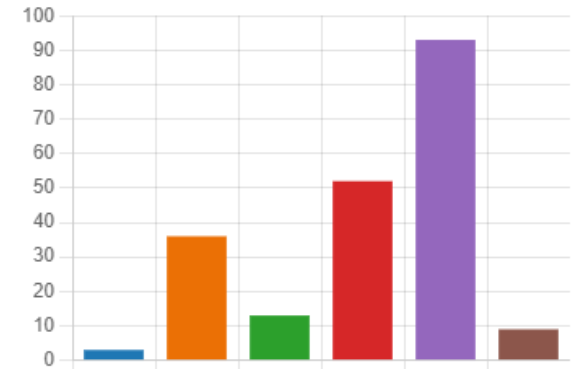
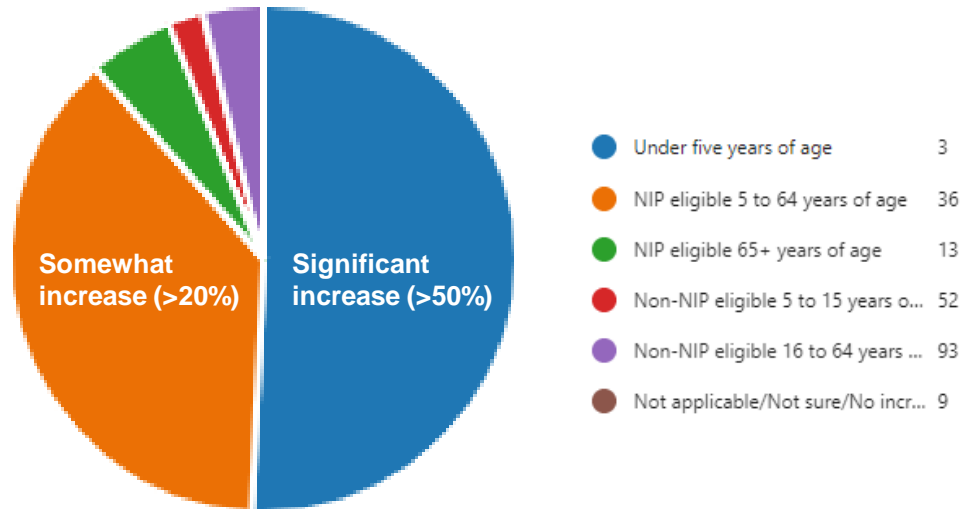
1	The invoice must be addressed to: <u>Department of Health</u>
2	The invoice must have a date
3	The invoice must state "Tax invoice"
4	Incorrect or missing Business Trading Name or registered company name
5	Incorrect or missing ABN
6	Missing address
7	Incorrect or missing GST (at a rate of \$2.50 per vaccine)
8	Incorrect or missing record of the number of eligible vaccines administered: For GPs: number of non-NIP vaccine doses administered For pharmacies: number of NIP and non-NIP vaccine doses administered
9	Incorrect or missing total \$\$ amount to be paid (\$25 per eligible vaccine plus GST)

# Funding influenza vaccines for all Victorians - evaluation

**88%** of vaccination providers reported an **increase in demand** for influenza vaccine.

**50%** reported a **significant increase in demand** (>50% increase).

Most noticeable increase was in non-NIP patients aged 16-64 years.



# Influenza vaccination in Victoria – 2022 data

**2,766,009**  
vaccinated persons

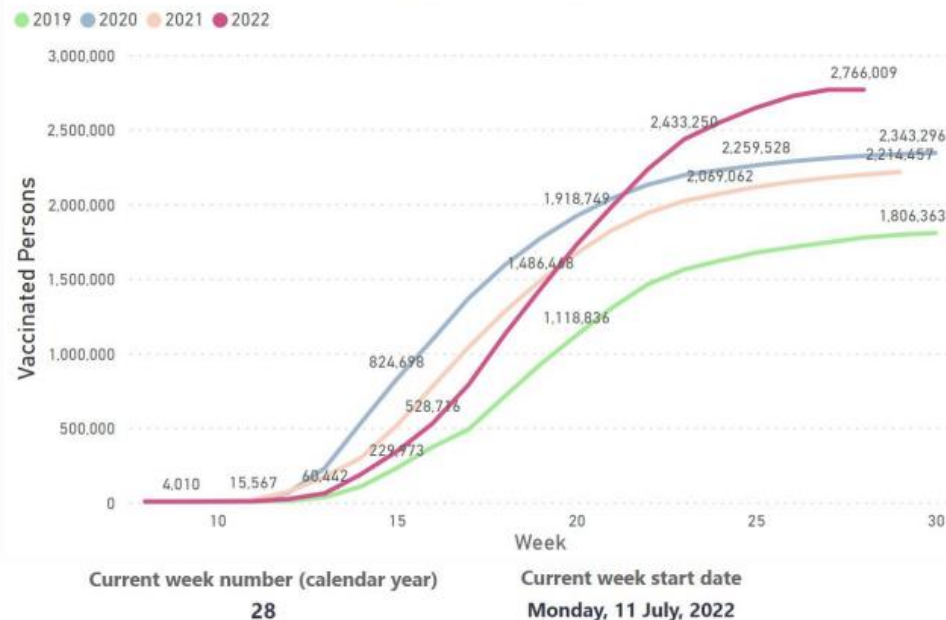
**Influenza - vaccinated persons by age, year to date and previous year to date**

Age Group	Vaccinated 2022	2022 Population	% Vaccinated 2022 YTD	% Vaccinated 2021 YTD	% Vaccinated 2020 YTD
<5 Years	118,407	401,986	29.46	22.42	41.65
5-64 years	1,809,688	5,237,186	34.55	25.47	27.88
65+ years	837,964	1,057,498	79.24	71.50	65.73
<b>Total</b>	<b>2,766,007</b>	<b>6,696,670</b>	<b>41.30</b>	<b>32.55</b>	<b>34.68</b>

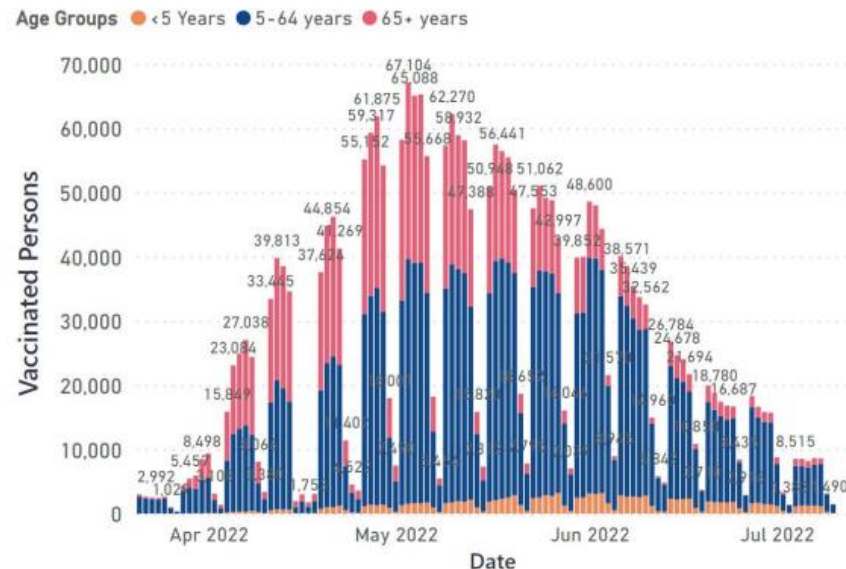
**11/07/2022**

Latest Vaccination Date

**Influenza - cumulative vaccinated persons, 2019-2022**



**Influenza - vaccinated persons by age and month, 2022**



Source: Australian Immunisation Register (AIR)

# Communications and vaccine supply

- ***‘Stay well this winter’* communications campaign**
- <https://www.betterhealth.vic.gov.au/stay-well-winter>
- NIP influenza stock is still available to order



# Resources

- **For general public**

- <https://www.betterhealth.vic.gov.au/health/healthyliving/flu-influenza-immunisation> (Better Health – general flu vax information)
- <https://www.betterhealth.vic.gov.au/health/videos/immunisation-vaccinations-in-victoria-australia> (immunisation general resource for CALD audience, available in Arabic, Assyrian, Burmese, Dari, Hazaragi, Nepalese, Persian, Sinhalese, Tamil and Urdu)

- **For health professionals**

- <https://www.health.vic.gov.au/immunisation/seasonal-influenza-vaccine>
- ATAGI advice on seasonal influenza vaccines in 2022 <https://www.health.gov.au/resources/publications/atagi-advice-on-seasonal-influenza-vaccines-in-2022>
- ATAGI advice on the timing between influenza and COVID-19 vaccines, <https://www.health.gov.au/initiatives-and-programs/covid-19-vaccines/advice-for-providers/clinical-guidance>