



# Australian General Practice **Training Program**



# Contents

1	Welcome to the RACGP
4	About AGPT
9	Training structure
16	Training opportunities
20	Registrar support
24	How to apply
29	Training pathways
32	Training regions
34	Explore our training regions
57	We're here to help



## We're here to help

If you have any queries, don't hesitate to contact us on:



T: 1800 472 247



E: [becomeagp@racgp.org.au](mailto:becomeagp@racgp.org.au)

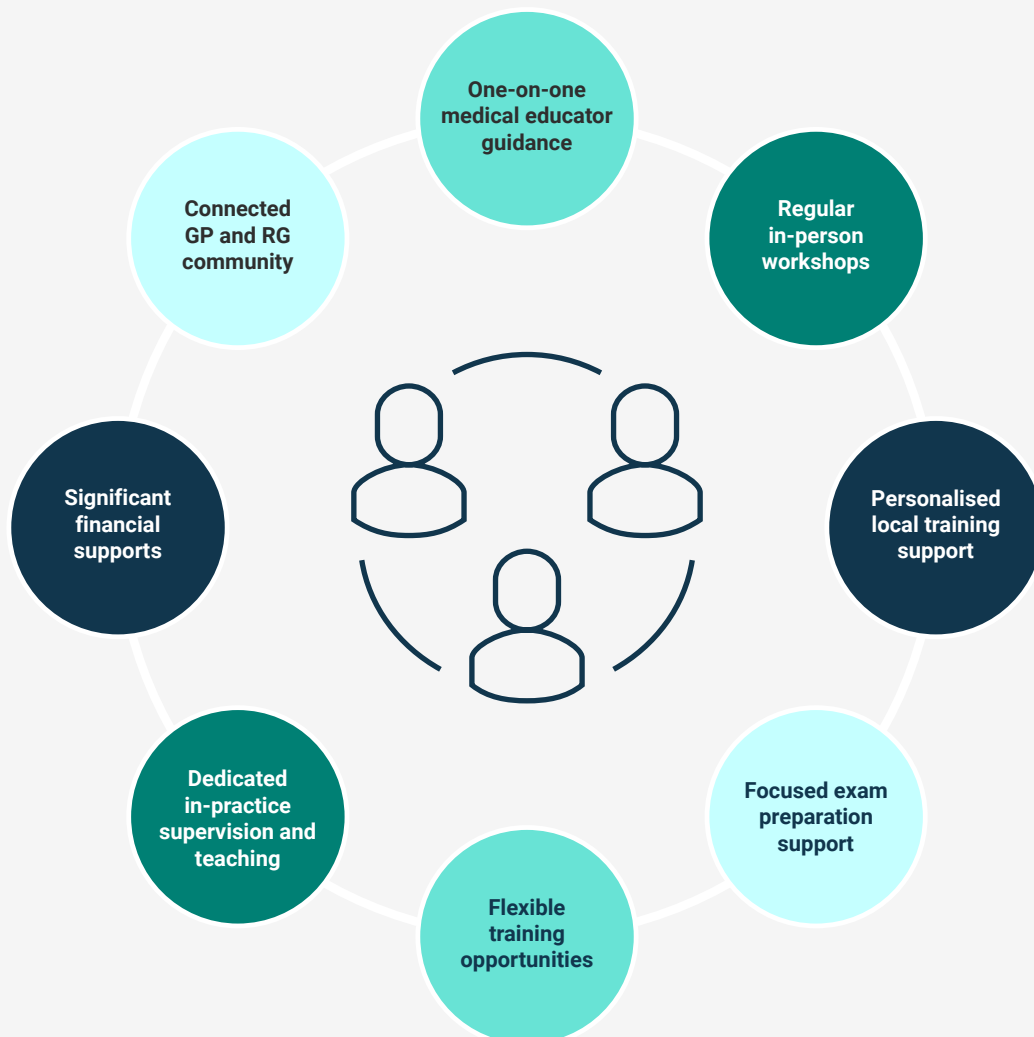
# Welcome to the RACGP

When you choose to be a GP or Rural Generalist with the RACGP, wherever you need us, we're there supporting your progress to Fellowship.



## 90%

of registrars choose  
to train with the  
RACGP







# Fellowship endpoints







# Fellowship endpoints

When you train with the RACGP you can choose to train toward being a GP or a Rural Generalist:

- **GP:** Fellowship of the Royal Australian College of General Practitioners (FRACGP) – 3 years
- **Rural Generalist:** RACGP Rural Generalist Fellowship (FRACGP-RG) – 4 years

## What's a Rural Generalist?

A Rural Generalist is a rural GP who is working to an extended scope of practice with skill sets informed by the needs of the community they serve. Their skills encompass comprehensive general practice and emergency care and required components of other non-GP specialist care in hospital and community settings.

## Meet Rural Generalist, Dr Elyse Marx

Elyse first became aware of Rural Generalists and the important role they play in rural communities as a medical student. She's now a Rural Generalist specialising in anaesthesia in Murray Bridge, South Australia, a small community one hour east of Adelaide.



## Choosing your Fellowship pathway

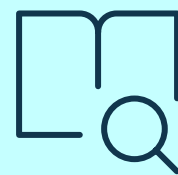
We offer the flexibility for you to choose or change your Fellowship pathway as your needs or interests change.

Whether you're on the rural or general pathway, you can choose to enrol in the Rural Generalist Fellowship:

- on entry in your application onto the AGPT Program
- during your training as a registrar
- after you have become a GP Fellow.



About  
AGPT





# About AGPT

The AGPT Program is Commonwealth-funded, offering 3–4 years of full-time training with flexible part-time and recognition of prior learning options. It's tailored to your interests while giving you the skills and confidence to thrive as a GP.

Your training will span diverse clinical environments, including accredited hospital settings, community general practice and in some cases, community non-general practice placements.

## Fellowship of RACGP (FRACGP) (Rural or general pathway)

**Year 1**  
Hospital training

### Years 2-3

- 18 months general practice community training (3 x 6-month terms - GPT1-3)
- 6 months extended skills in hospital, general practice or non-general practice community settings

## Fellowship of RACGP + Rural Generalism (FRACGP-RG) (Rural or general pathway)

**Year 1**  
Hospital training

### Years 2-4

- 12 months Additional Rural Skills Training in your discipline of choice
- 6 months core emergency medicine training (this can be your extended skills term)
- 18 months general practice community training (3 x 6-month terms - GPT1-3) with at least 12 months in a rural MMM3-7 location

The first year of training is hospital-based. After you've met your hospital year requirements, the order you undertake your training is generally up to you.





## Recognition of prior learning and experience (RPLE)

Applying to reduce your training time is optional. It can be applied to the following terms:

- **FRACGP:** Hospital training year – up to 52 weeks
- **FRACGP-RG:** Hospital training year, additional rural skills training year and core emergency medicine training – up to 104 weeks (total).

RPLE cannot be applied to community general practice or extended skills terms, and no more than 26 weeks in a single discipline will be counted in a 52-week period, except for emergency medicine in some circumstances.

Applications for RPLE are submitted after acceptance into the AGPT Program.



Find out more about **applying for RPLE.**

**TIP:** If you're considering applying for RPLE, start collecting your supporting documentation early. You'll need it soon after accepting your offer to assess your readiness for community-based general practice training.

## Fellowship examinations

Once you've completed a minimum of two years of training—including your second general practice term—you may be eligible to begin your Fellowship exams.

These exams are designed to evaluate your readiness for independent practice and ensure high standards of clinical competence.

FRACGP exams are held twice annually and include:

- Applied Knowledge Test (AKT) – written multiple choice
- Key Feature Problem (KFP) – written multiple choice
- Clinical Competency Exam (CCE) – online, undertaken after successful completion of the AKT and KFP.

In addition to the above, FRACGP-RG trainees are required to undertake assessments specific to their chosen additional rural skills training discipline.



Find out more about **Fellowship exams.**



## Training flexibility

The AGPT Program offers flexibility to support your personal and professional needs:

- **Part-time training:** Available for those needing flexibility. Minimum requirement is 14.5 hours per week across at least two days.
- **Leave options:** Includes sick leave, carers leave, parental leave, study leave, annual leave, and additional leave as per the [Leave Policy](#).
- **Deferral:** You may defer your training commencement to the second semester of the intake year.



Find out more about **program leave opportunities**.

“I didn’t expect how welcomed I’d feel moving out here and how easy it was to become integrated into a completely new space and people.” Dr Corinne Fulford, Rural GP





## Program fees

The AGPT Program is funded by the Australian Government, covering most of your training costs. You'll be responsible to pay for:

- [Application and selection fees](#)
- [Fellowship examination fees](#)
- [Membership fees](#)

Other fees may apply.

## How to apply

There are five steps to starting your journey on AGPT Program:

- Step 1: Check your eligibility
- Step 2: Apply online during the application period
- Step 3: Sit the national entry assessment
- Step 4: Receive your offer outcome
- Step 5: Participate in induction activities



Find out more in our 2027 Application Guide available closer to applications opening.

### Priority offer preferencing

The RACGP offers priority offer preferencing to doctors who:

- are Aboriginal or Torres Strait Islander
- are employed by the Australian Defence Force
- are enrolled on a state Rural Generalist Coordination Unit program
- have a rural origin
- have a pre-existing rural connection in their rural area of first preference
- preference one of the following rural priority areas of need - Murrumbidgee NSW, New England/Northwest NSW, Northern Territory, Western NSW




Find out more about priority preferencing.





# Training structure





# Training structure

## Hospital training and readiness for community general practice

The first year of the AGPT Program is hospital-based, ensuring you develop the clinical competencies required to safely and confidently transition into a community-based general practice setting.

Hospital training can be done at any accredited hospital in Australia or New Zealand and doesn't need to be in your allocated training region.

### Already have hospital experience?

If you've already met the hospital training requirements listed below, you may be eligible to apply for Recognition of Prior Learning and Experience (RPLE)—potentially reducing your overall training time.

### Still gaining experience?

If you haven't yet met these requirements, that's okay. You don't need to complete them before applying or commencing the program. You can gain this experience during your hospital training year.

## Hospital experience

To begin your first general practice term, you'll need to demonstrate the following:

### Doctors with AMC PGY2 certification

You'll need:

- AMC PGY2 certification
- satisfactory completion of the paediatric competency.

### Doctors without AMC PGY2 certification

You'll need:

- satisfactory completion of a minimum of 104 weeks (FTE) of hospital work in an accredited Australian or New Zealand hospital, of which 52 weeks (FTE) must be worked at a level above an intern level (generally this means post-general registration), with evidence of education, assessment and feedback.
  - Experience must be within 10 years of starting your first general practice term.
  - If your clinical terms are more than 5 years old or lack sufficient depth, additional experience may be required.
- satisfactory completion of the paediatric competency.



Find out more about hospital requirements and GP term readiness.





## Paediatric competency

This requirement must be met within five years prior to commencing your first general practice term. You can demonstrate competency through:

- paediatric rotations involving acute, critical illness, and undifferentiated care
- accredited mixed emergency departments (adult/paediatric)
- a combination of paediatric, mixed emergency, and/or general practice rotations
- completion of the coursework and assessments for the Sydney Child Health Program (2017-2023) or Graduate Certificate or Graduate Diploma in Child Health at the [Sydney Children's Hospital Network](#) in addition to experience in paediatric, mixed emergency and/ or general practice rotation/s.



Find out more about the paediatric competency.

“At my current practice we do a huge variety of things, I can see newborns and babies and do well child checks all the way through to every age group and just being able to have that wide range of presentations and ages and people it’s extremely rewarding.”

Dr Michael Azzi







## Community-based general practice training – 18 months FTE

During this stage of the AGPT Program, you'll work and train in accredited community general practices, building the clinical competencies and professional confidence required for independent general practice.

You'll be supported by experienced general practice supervisors and medical educators through:

- one-on-one teaching
- ongoing supervision
- constructive feedback
- formal assessment.

### Out-of-practice education

To complement your in-practice learning, you'll take part in a comprehensive program of paid out-of-practice education support. These sessions are delivered regularly and prioritise face-to-face learning in both small and large group settings, fostering peer connection, shared learning, and professional growth.

You'll also have access to a wide range of Fellowship exam preparation resources and education, supporting your progression toward Fellowship.

### Choosing your community-based general practice placement

Before each training term, you'll be asked to indicate your training intentions. If you're entering a community-based general practice term, you'll take part in the general practice placement process.

This process is designed to offer flexibility and choice for both registrars and practices. It considers:

- your preferences and personal circumstances
- your training needs and program requirements
- the healthcare needs of the communities you may serve.

Placement availability may change each training term and is dependent on many factors including the training facility's requirements and your peer's preferences.

Your community general practice training will need to be undertaken within the region/subregion allocated at the time of offer and you'll need to meet your region's training location commitments (see pages 35-55).

### Employment terms and conditions

While undertaking general practice training, you'll be employed either directly by the training site or under a government-supported single-employer model.

Your community-based general practice employment contract will comply with the [National Terms and Conditions for the Employment of Registrars \(NTCER\)](#), which outlines minimum standards for pay rates, leave entitlements and other employment conditions.



## Extended skills training – 6 months FTE

The extended skills term offers a valuable opportunity to broaden your expertise. You can choose to:

- further develop your skills in community general practice, or
- pursue a special interest area relevant to general practice in a hospital or non-GP community setting.

### Special interest areas

The range of extended skills options is extensive. Examples include Aboriginal and Torres Strait Islander health, palliative care, sports medicine, sexual health and skin cancer medicine to name a few.

You may also choose to undertake an approved academic post during this term.

### Rural Generalist trainees

If you're working toward the Rural Generalist Fellowship (FRACGP-RG), you have the option to use this term to complete the core emergency medicine component of your training or consolidate your advanced skill.

### Choosing your extended skills post

Once you've joined the AGPT Program, you'll receive a list of available extended skills posts. You'll have the opportunity to discuss your options with your medical educator, who can help you select a post that aligns with your interests and training needs.

### Timing of extended skills training

The timing of your extended skills term depends on the type of post:

Type of post	When it can be undertaken
Hospital-based posts	Can be undertaken at any stage of training after the hospital training year.
Community-based non-general practice posts (e.g. sexual health clinic)	Depending on the post, you may be granted approval after successfully completing at least GPT1, and in some instances, GPT2 or 3.
Community-based general practice-based posts	Can only be undertaken after successful completion of all three community-based general practice training terms (GPT1-3).



Find out more about opportunities to explore your interests as a GP or Rural Generalist.



## Additional Rural Skills Training (ARST) – 12 months FTE (FRACGP-RG)

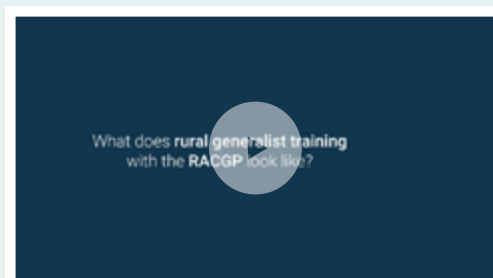
Doctors pursuing the Rural Generalist Fellowship (FRACGP-RG) will complete 12 months of Additional Rural Skills Training (ARST). This advanced training can be undertaken any time after the hospital year, depending on your individual training plan.

With over **350 accredited posts available** across a wide range of clinical areas, you'll have the flexibility to tailor your training to your interests and career goals. If a specific skill or location isn't currently available, let us know—we're continually expanding training opportunities.

### Available ARST disciplines include:

- Aboriginal and Torres Strait Islander health
- Academic post
- Adult internal medicine
- Anaesthesia
- Child health / Paediatrics
- Emergency medicine
- Medical education
- Mental health
- Obstetrics
- Pain management
- Palliative care
- Population health
- Small town rural general practice
- Surgery

### Learn more about training as a Rural Generalist with the RACGP



You may also apply for other additional skills not listed above. These will be considered by the RACGP as part of an individually designed program. Previous Rural Generalist trainees have successfully completed customised curricula in areas such as remote medicine, aged care, public health and more.



Find out more about Rural Generalist training.





“I work in Murray Bridge as a GP. I also do obstetrics and emergency work, I do inpatient work, emergency work, normal GP work, antenatal care, deliver babies, postnatal care, immunisations so really getting to do the whole lot.”

Dr Izzy Gebler-Smith  
Rural Generalist - O&G



Training  
opportunities







# Training opportunities

During your training you can broaden your scope, pursue your passions, and make a meaningful impact in diverse communities across Australia.

## Aboriginal and Torres Strait Islander health

We're proud to partner with more than 220 accredited Aboriginal and Torres Strait Islander health training sites across Australia.

Training in an Aboriginal and Torres Strait Islander health training site gives you firsthand experience in community-led healthcare. Supported by cultural awareness and safety training and a dedicated cultural awareness officer, you'll:

- gain deep insight into Aboriginal and Torres Strait Islander health
- deliver care that respects culture and community
- better understand health disparities and help close the gap
- apply your learning and experience to support Aboriginal and Torres Strait Islander patients in both ACCHS and mainstream practice.

### Meet Dr Ben Bamberg

Ben moved from Victoria to the Northern Territory to pursue his passion for Aboriginal and Torres Strait Islander health. His desire to empower people to lead healthier lives and prevent illnesses is what drew Ben to general practice. Learn more about his Aboriginal and Torres Strait Islander health training experience.





## Academic and research pathways

If you're passionate about research or teaching, RACGP offers academic posts that combine clinical practice with university-based research and education.

Each year, 23 posts are available, including:

- **Australian Indigenous Doctors' Australia (AIDA) post** – for Aboriginal and Torres Strait Islander registrars
- **Australian Journal of General Practice (AJGP) post** – includes editorial experience
- **PhD post** – supports registrars completing a doctorate

Academic posts offer conference funding, mentorship, and career-building opportunities. You can also apply for registrar medical educator posts or pursue a PhD alongside your training.



Find out more about academic training opportunities.

## Rural and remote training

Training in rural or remote areas builds your clinical confidence and expands your scope of practice. Whether you're on the rural pathway or choose a rural term on the general pathway, you'll benefit from:

- diverse clinical experiences
- strong community connections
- support from experienced rural educators and local team
- significant financial incentives.

For doctors seeking to train in locations off the beaten track or where on-site supervision is not achievable, we offer several accredited remote supervision training opportunities. These placements are supported by a robust supervision model, with real-time remote access to supervisors, ensuring you're never without guidance.

In addition to clinical support, these opportunities come with substantial financial assistance to help cover relocation, travel, and personal expenses—making rural and remote training both achievable and rewarding.



Find out more about remote supervision opportunities.



“It was quite a daunting prospect starting this role knowing that I wouldn’t have 100% of the time supervision on the ground but I found it to be very well supported, I’ve got supervisors who I can call at any time, they’re there for us 24 hours.”

Dr Jav Badyari  
Rural registrar





Registrar  
support





# Registrar support

During your training, you'll be supported by a dedicated team who'll be your first port of call and provide you with guidance and feedback during training.

## Your RACGP training team

### Medical educator

An experienced GP who will mentor, guide and support you in your education and learning.



### Registrar liaison officer

A registrar peer who can provide confidential advice, information and support.



### Training coordinator

Your first port of call for all training related queries (i.e. requirements for training progression, etc). They work closely with the local medical education team.



### Cultural mentor

A member of the local Aboriginal and Torres Strait Islander community who, together with a cultural educator, supports you to develop cultural competency.



In addition, depending on your training journey, you may also be supported by other RACGP team members including (and not limited to) the rural programs team, academic research team, ADF team amongst others.

## Australian Defence Force (ADF) doctors

We recognise that ADF doctors are mobile and require flexibility in their training. Our regional ADF teams will help you meet the RACGP's requirements for Fellowship and can provide tailored support in many areas, including orientation, mentorship, training planning, transfer management, and recognition of deployments/ exercises or courses as training time.



## Aboriginal and Torres Strait Islander doctors

Supported by our Aboriginal and Torres Strait Islander Faculty and dedicated Aboriginal and Torres Strait Islander GP training team, as an Aboriginal and Torres Strait Islander doctor, your tailored journey will include:

- support during the selection process
- priority region and pathway preferencing
- mentors, Aboriginal and Torres Strait Islander registrars and peers
- customised webinars, workshops, guidelines and resources
- participation in the Yagila Wadamba Support Program – a bi-annual two-day workshop focusing on exam performance and other key areas of general practice training
- tailored Fellowship examination support.



Find out more or talk with one of our Aboriginal and Torres Strait Islander training team via [becomeagp@racgp.org.au](mailto:becomeagp@racgp.org.au)

“It means a lot to me to be a doctor in this community. I have a couple of patients that are either family or part of our mob. To be able to give them the best care that I can, that means so much to me.”

Dr Ryan Bulger  
Wiradjuri man  
Rural GP





## Rural Generalist doctors

In recognition of the extra skills and requirements of Rural Generalist trainees, our rural programs team, including experienced rural and Rural Generalist medical educators, provide expert guidance throughout your training journey.

Our team works closely with you to:

- tailor your training to your interests and community needs
- contextualize your learning through connections with training sites offering emergency medicine and additional rural skills
- maintain skills and networks to help you keep skills current and strengthen professional connections
- meet the Rural Generalist Fellowship requirements with assessment and curriculum guidance and support.



Find out more or talk with one of our rural programs team via [becomeagp@racgp.org.au](mailto:becomeagp@racgp.org.au).

## Financial supports

You can access a range of financial supports during your training.

AGPT registrars may be eligible to access the following:

- **\$30,000 salary incentive** when doctors commence training in a community-based general practice term
- **5 days study leave per training year** to help doctors study and attend exams or professional development
- **Up to 20 weeks parental leave** for primary and secondary care givers.

If you train in a rural MM 2-7 location, you may also be eligible for the following:

- **Between \$1800-\$9260 payment** per six-month community-based general practice term in a MM 2-7 location.
- **Between \$5,000-\$30,000 reimbursement** per six-month community-based general practice term in a RACGP identified area of need which can be used for relocation, rent, childcare/schooling, respite travel, internet connectivity.
- **\$20,000 payment** for 12-months in community-based general practice terms in the Northern Territory
- **\$6,000 reimbursement** for Rural Generalist education courses for FRACGP-RG registrars.
- **Reduction of HELP debt** for rural training
- **Additional incentives** via the Workforce Incentives Payments (WIP) program.



Find out more about financial supports.





How to  
apply

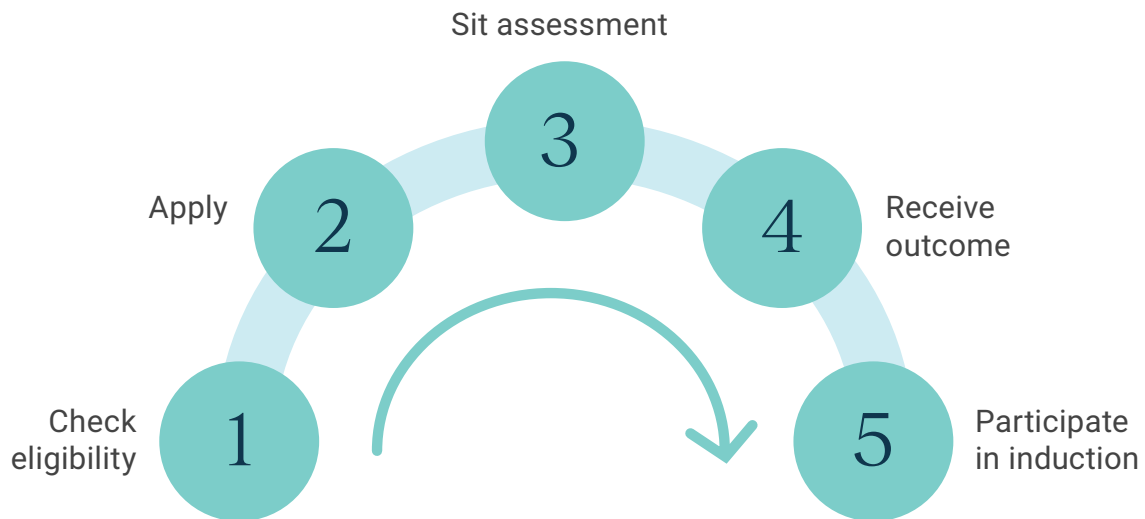






# How to apply

There are five key steps in the application and selection process.



## Step 1: Check your eligibility

To apply for the AGPT Program you'll need to:

- ✓ hold general registration by the commencement of training (the start of the first semester of their intake year).
- ✓ be an Australian or New Zealand permanent resident or citizen or hold a temporary 309, 482, 485, 491, 494 or 820 visa.
- ✓ have at least two exam semesters remaining if you have already sat RACGP Fellowship exams since January 2019.

If any of the following apply, you can still apply, however your eligibility may need further review by the [Training Program Applicant Review Panel](#):

- ✓ you're on a 790 visa or a Bridging Visa A (BVA 010) or Bridging Visa B (BVB 020).
- ✓ you have medical registration conditions or undertakings on your Ahpra medical registration.
- ✓ you're currently enrolled on another training program.
- ✓ you've previously withdrawn or been withdrawn from any specialist medical.



## Step 2: Apply online

After you've checked your eligibility, your next step is to apply online via the [RACGP website](#) during the application period.

In the application, you'll be asked to answer questions and where applicable, provide supporting documentation relating to your:

- contact and personal details
- residency status
- medical registration status
- previous or current medical specialty training
- primary medical qualification
- rural origin, rural connections, Rural Generalist training and other information relating to [priority preferencing](#) as applicable
- training pathway (rural or general) and training region preferences

You're not required to provide referees or details of your employment history (unless requested).

More information about the application will be available closer to applications opening.

## Step 3: Sit the national entry assessment

If your application is deemed eligible, you'll be invited to participate in the selection process.

A non-refundable fee of \$190 is required to book and sit the national entry assessment.

### What's the national entry assessment?

The national entry assessment is an online situational judgment test designed to evaluate your ability to reflect on and respond to interpersonal and professional dilemmas using critical reasoning and social interpretation.

You can complete the test from anywhere in Australia or internationally, provided you have a computer with video and audio capabilities and reliable internet access.

### When can you sit the assessment?

The assessment is held multiple times throughout the year. However, you must book and sit the assessment in time for the application period you are applying for. Please see the [list of assessment dates matched to application periods](#).

#### Important notes

- You can only sit the assessment once per calendar year (1 January – 31 December).
- Your result will apply to any RACGP training program application (FSP or AGPT) made during that year. If your performance is below the minimum standard, you won't be able to make any further applications to any RACGP Fellowship training programs in that calendar year.
- Assessment outcomes are valid only for the calendar year in which you first applied.



Find out more about the national selection assessment including dates and preparation resources.



## Step 4: Receive your selection outcome

We'll email you by the published deadline to let you know whether you've been successful in receiving an offer.

Offers for the AGPT Program are made through a two-stage process:

### Stage 1 – Suitability

Your performance in the national entry assessment is reviewed:

- If you don't meet the required standard, you won't progress or be eligible for RACGP programs for the rest of the calendar year.
- If you meet the standard, you'll move to stage 2.



### Stage 2 – Priority preferencing and merit-based ranking

Offers will be allocated based on the priority preference framework (overleaf).

Under this framework, applicants who identify as an Aboriginal or Torres Strait Islander or are employed by the Australian Defence Force are guaranteed to receive an offer.

For all other applicants, training offers are not guaranteed and are determined according to several factors. This includes:

- where you sit in the priority preference framework applicant pathway and region preferences and the availability of training places.
- If there are more applicants than available places in a specific pathway or region, we'll also consider your national entry assessment score. In this case, applicants will be ranked by their scores and offers made in order of ranking until all places are filled.

In the event of oversubscription, not all applicants will receive an offer.

Upon acceptance of your offer, you'll be required to pay a \$525 acceptance fee.



If you've applied for the  
**AGPT Program**





## AGPT priority preference framework

AGPT offers will be allocated in the following order.

Residency status	Priority grouping order*
Australian citizens or permanent resident holders and New Zealand citizens	1. <b>Aboriginal and Torres Strait Islander</b> or <b>Australian Defence Force</b> applicants with either a rural or general pathway first preference (guaranteed place).
	2. Applicants <b>enrolled on a state/territory based Rural Generalist Coordination Unit</b> with either a rural or general pathway first preference.
	3. Applicants whose first preference is a rural pathway and can demonstrate <b>rural origin</b> (defined as residing in an Australian rural MM 2–7 area for at least 10 cumulative years or 5 consecutive years during childhood, including primary and/or secondary schooling).
	4. Applicants who can demonstrate a <b>rural connection</b> to their rural pathway first preference region/subregion: <ul style="list-style-type: none"> <li>• <b>Residential:</b> resided in a rural area of their rural pathway region/subregion of their first preference for at least 24 consecutive months - current or past residence.</li> <li>• <b>Educational:</b> completed a minimum of 24 consecutive months of rural clinical school or professional placements in a rural area of their rural pathway region/subregion of their first preference (i.e. longitudinal placement, rural clinical school or attended a rural campus).</li> <li>• <b>Employment:</b> clinical work experience in a rural area of their rural pathway region/subregion first preference for at least 24 months consecutively.</li> </ul>
	5. Applicants whose first preference is in an <b>RACGP region of need</b> : <ul style="list-style-type: none"> <li>• Murrumbidgee (NSW only)</li> <li>• New England/Northwest NSW</li> <li>• Northern Territory</li> <li>• Western NSW.</li> </ul>
	6. All other Australian citizens/permanent residents and New Zealand citizens.
Temporary visa holders	7. Applicants who can demonstrate a <b>rural connection</b> to their rural pathway first preference region/subregion.
	8. Applicants whose first preference is in an <b>RACGP region of need</b> : <ul style="list-style-type: none"> <li>• Murrumbidgee (NSW only)</li> <li>• New England/Northwest NSW</li> <li>• Northern Territory</li> <li>• Western NSW.</li> </ul>
	9. All other temporary visa holders.

\*Please note: With the exception of Aboriginal and Torres Strait Islander or Australian Defence Force applicants, prioritisation does not guarantee a training offer.

Version 1, December 2025.

This information is correct at time of publication and is subject to change.



## Step 5: Participate in induction activities

To get your training journey started, you'll complete three key induction steps:

1. **Onboarding module** – Submit your CV, hospital term documents, and training intentions (approx. 2–3 hours).
2. **Induction meeting** – Discuss your training plans and next steps with your training team.
3. **Placement confirmation** – Confirm whether you're starting in a hospital or general practice term.  
Note - If you're a doctor on a temporary visa requiring employment sponsorship, your GP term start may be delayed. [Learn more.](#)

**TIP:** Start preparing for your onboarding by collecting the required paperwork now.

“One of the things that I find most rewarding from general practice is continuity of care... you see a problem or an issue or a person from the start and you have time to follow that through and look at that in evolution...you don't see them for their disease or their diagnosis, you know about their family and their job and barriers to receiving care. So instead of being systems focused and thinking about the lungs or the heart, I've got the whole person at mind and people really appreciate that.”

Dr Rachel van Zetten  
Rural Generalist - emergency







Training  
pathways





# Training pathways

There are two training pathways available through the RACGP AGPT Program:

- Rural pathway
- General pathway

Training is the same across both pathways—the difference is where you undertake your training.

Choosing to pursue the **Rural Generalist Fellowship** is optional on either pathway.

## Rural pathway

On the rural pathway, you'll undertake your community-based general practice training in rural or remote areas, classified under the Modified Monash Model as MM 2–7. You'll also need to meet any training location commitments for your allocated region.

Doctors affected by the 10-year moratorium can only apply for the rural pathway.

### The 10-year moratorium

The 10-year moratorium applies if you:

- completed your primary medical qualification overseas, or
- were not a permanent resident when you began medical school in Australia.

This means you're only eligible to apply for the rural pathway and cannot apply for the general pathway unless you have a rural pathway exemption.



Find out more about the 10-year moratorium and exemptions.

## General pathway

On the general pathway, you can train in metropolitan, rural, or remote areas. There are two types of general pathway positions:

- composite
- non-composite.

All general pathway trainees are required to complete at least 52 calendar weeks of training outside of an inner metropolitan area and meet any training location commitments for your allocated region.



## Composite pathway positions

If you accept a composite general pathway position, you'll undertake six months full-time equivalent of your community general practice training in a rural area within one of the following regions:

- Murrumbidgee (NSW)
- New England / Northwest NSW
- North Western QLD
- Northern Territory
- Western NSW

The remainder of your general practice training will be completed in your home training region or subregion, unless you choose to undertake additional rural placements. You'll also still need to meet the requirements for all general pathway registrars.



Find out more about composite pathways.

## Region specific training location commitments – all pathways

Depending on your training region, there may be specific training location commitments that you'll need to meet. These training location commitments will apply for the duration of your training.

Find out more about any training location commitments specific to your region/s of interest on pages 35-55.

## Transfers

If you receive a training offer, it's important you only accept it if you can train in the region the offer is for as you'll need to remain in this region for your general practice training. However, we recognise in some situations you may require a transfer. Transfer options depend on your current pathway, training region, and the reason for transfer.



Find out more about transfers.



S MARKETS



Training  
regions







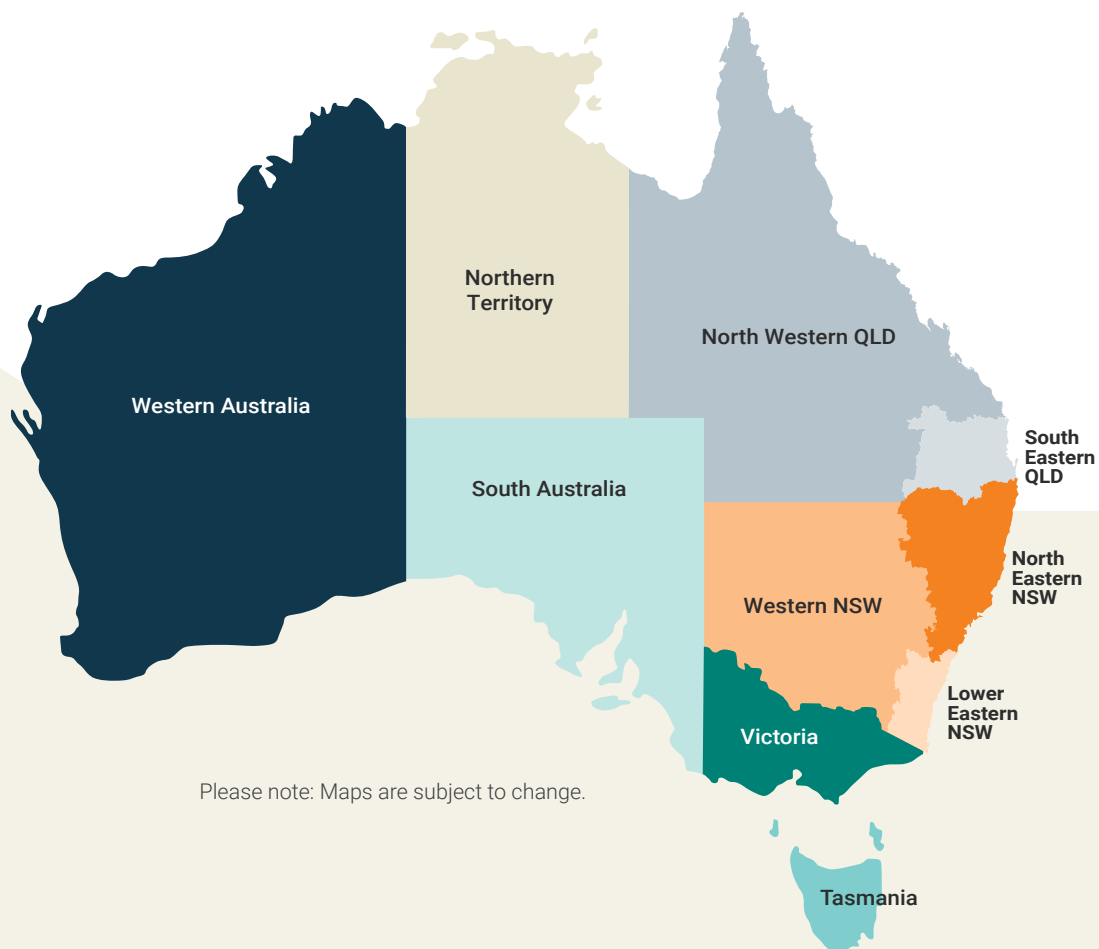
# Training regions

Across Australia there are 10 different training regions to choose from, each offering a diverse range of training opportunities. As part of your AGPT Program application, you'll be asked to nominate your training location and pathway preferences.

## Training places

The number of available training places varies by pathway and region.

Training places may not be available in all regions or pathways during second or subsequent application intakes. Details of training places available in the main application intake will be available in late January 2026 on our [website](#).



Please note: Maps are subject to change.



# Explore our training regions



Find out more about the training location commitments and maps for each region by clicking the region name below.

Northern Territory

Tasmania

South Australia

Western Australia

Queensland

- South Eastern Queensland
- North Western Queensland

Victoria

- Metro East subregion
- Metro West subregion
- Metro and Rural South West subregion
- Rural South East subregion
- Rural North West subregion
- Rural North East subregion

New South Wales and  
Australian Capital Territory

- **Lower Eastern NSW**

- Central Eastern and South Western Sydney subregion
- South Eastern NSW subregion
- ACT and surrounds subregion

- **North Eastern NSW**

- New England/Northwest subregion
- North Coast subregion
- Hunter, Manning and Central Coast subregion
- Nepean, Western and Northern Sydney subregion

- **Western NSW**

- Western NSW subregion
- Murrumbidgee subregion



## Northern Territory



### Training location commitment

Pathway	Training location commitment
Rural and general pathway	You'll undertake your community general practice training in rural MM 2-7 Northern Territory locations, with at least 26 calendar weeks in an MM 6-7 location. A residential arrangement is not required for this commitment; a FIFO (Fly-In Fly-Out) or DIDO (Drive-In Drive-Out) arrangement can meet the requirement.

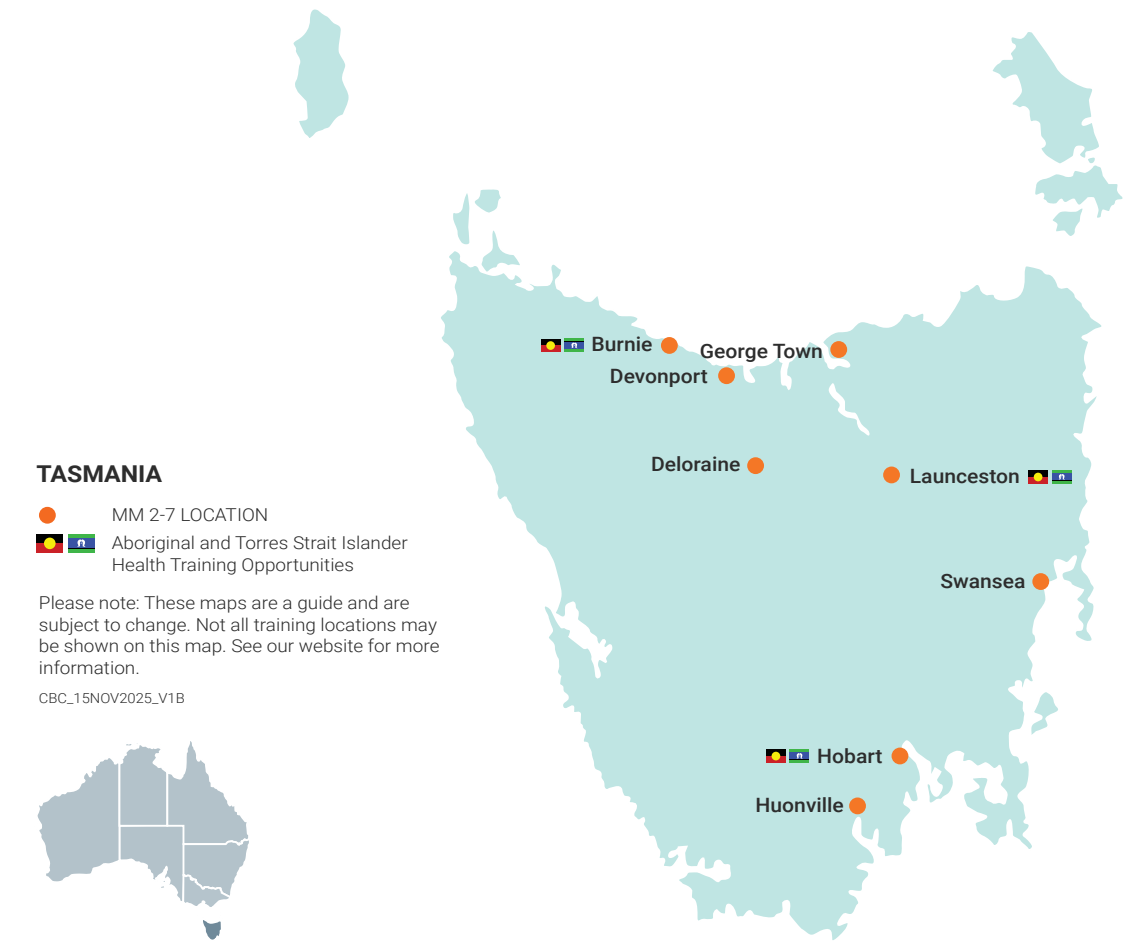
### \$20,000 incentive payment

Doctors who accept a 2027 AGPT offer to train in the NT will receive **two \$10,000 payments** after completion of their first and second community general practice training terms.




Find out more about training in the Northern Territory.

# Tasmania



## Training location commitment

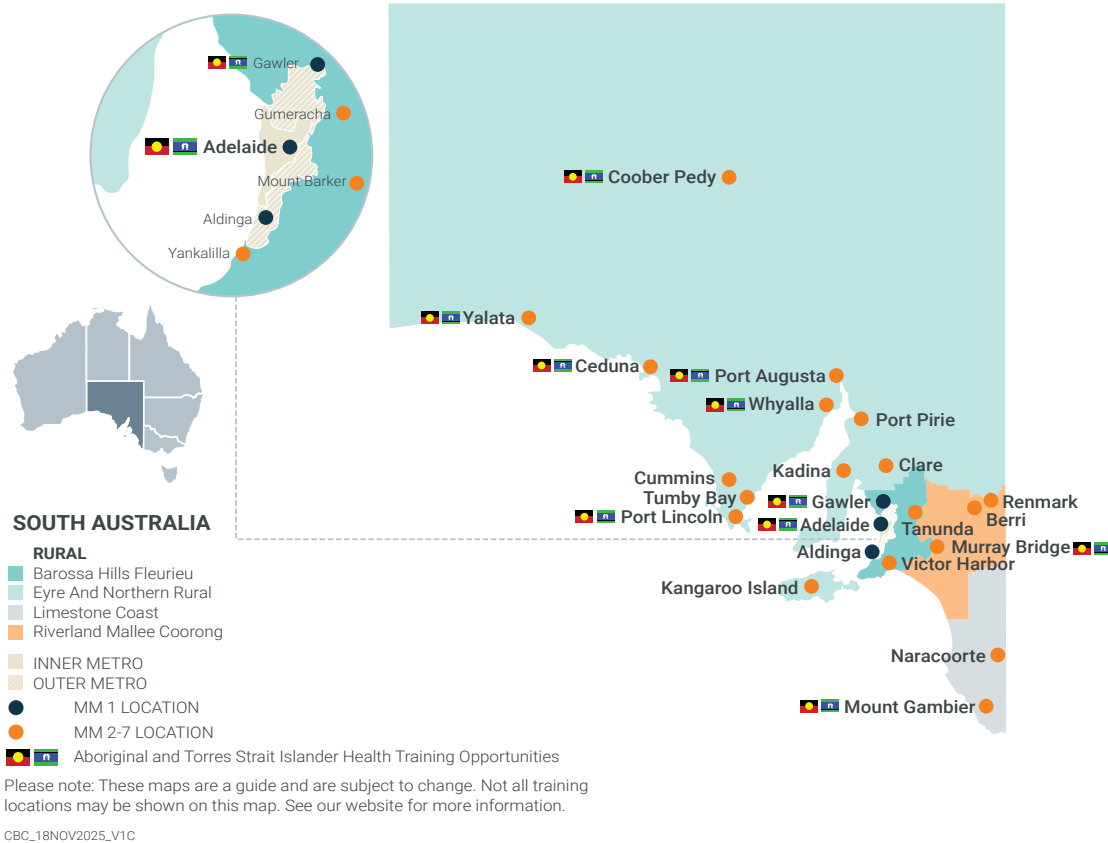
Pathway	Training location commitment
Rural pathway	You'll undertake your community general practice training in rural MM 2-7 Tasmanian location/s.



Find out more about training in the Tasmania.



## South Australia



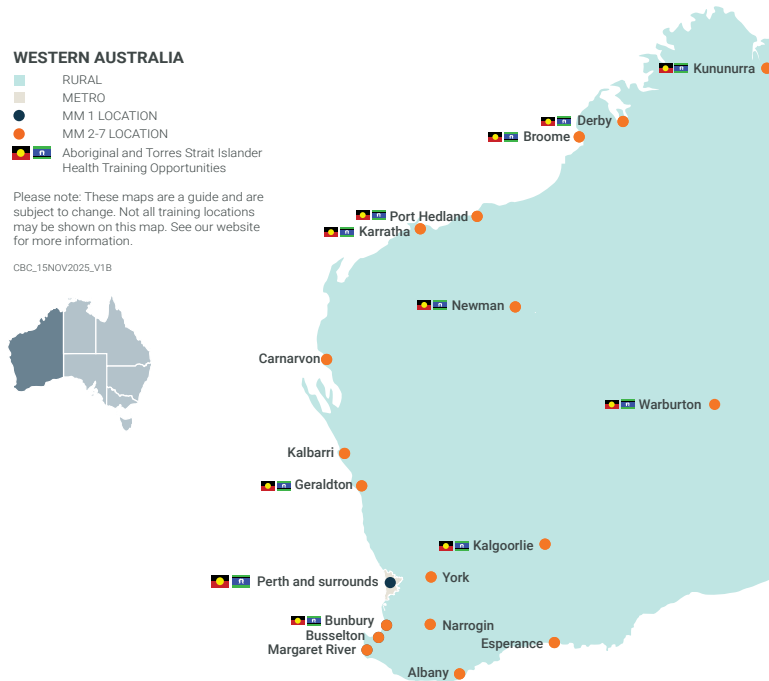
## Training location commitment

Pathway	Training location commitment
General pathway	You'll undertake your community general practice training in South Australia. During your extended skills or community general practice training, you'll need to spend 52 calendar weeks outside of inner metropolitan areas (i.e. in an outer metropolitan or rural location) or in an approved Aboriginal and Torres Strait Islander health post.
Rural pathway	You'll undertake your community general practice training in rural MM 2-7 South Australian location/s, including at least 52 calendar weeks in either the Eyre and Northern Rural region, Riverland Mallee Coorong region and/or Limestone Coast region.



Find out more about training in the South Australia.

## Western Australia



### Training location commitment

Pathway	Training location commitment
General pathway	<p>You'll undertake your community general practice training in Western Australia.</p> <p>During your extended skills or community general practice training, you'll need to spend 52 calendar weeks outside of inner metropolitan areas (i.e. in an outer metropolitan or rural location) or in an approved Aboriginal and Torres Strait Islander health post.</p> <p>If you meet the readiness for community general practice requirement, and choose to commence your training in a general practice setting, you'll be required to undertake this term in an area of need.</p> <p>Areas of need will be determined each semester. Examples of the previous areas of need include Perth Outer Metro, Peel or MM 2-7.</p>
Rural pathway	<p>You'll undertake your community general practice training in rural MM 2-7 Western Australian location/s.</p>



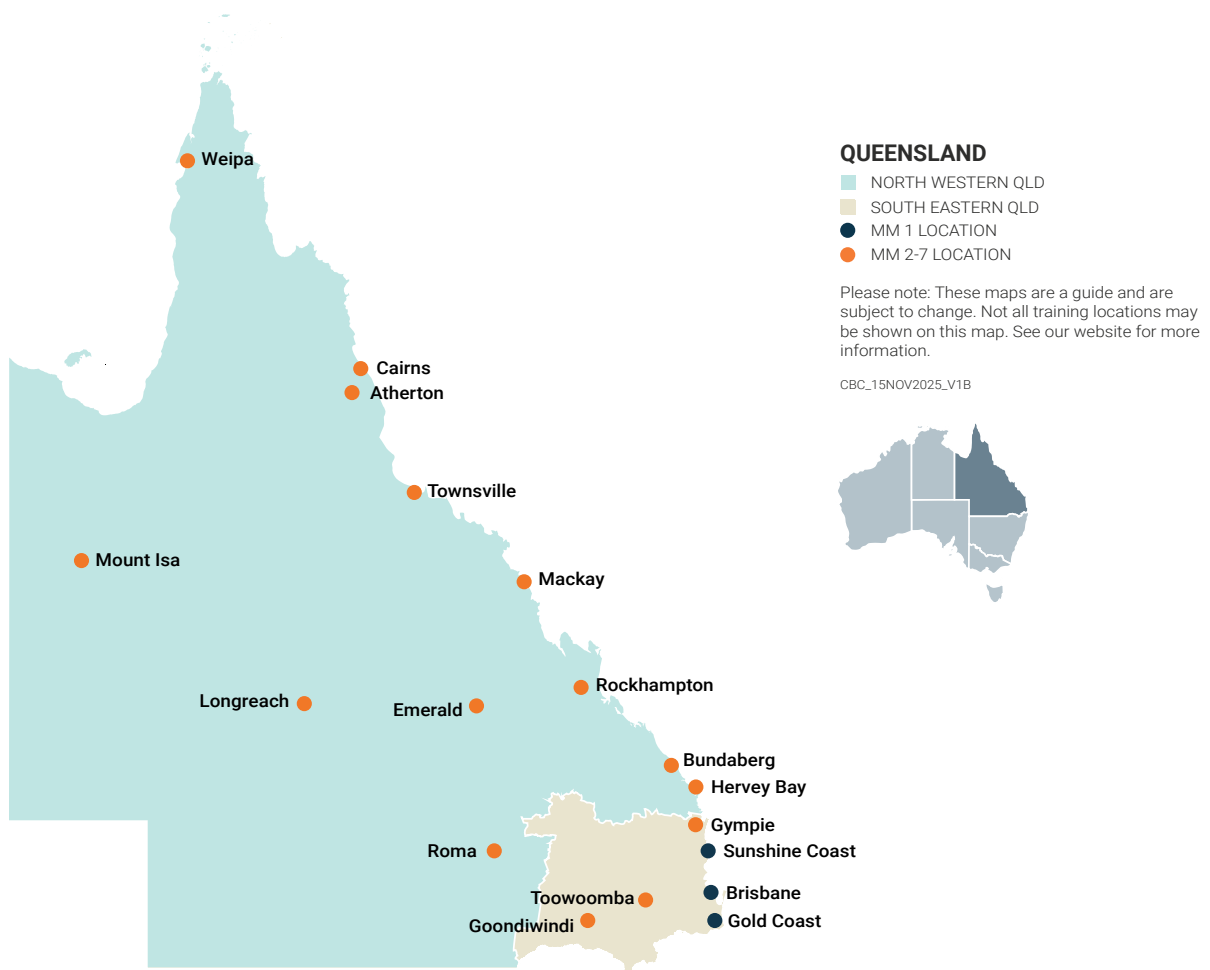
Find out more about training in the Western Australia.

## Queensland training regions

In Queensland there are two training regions:

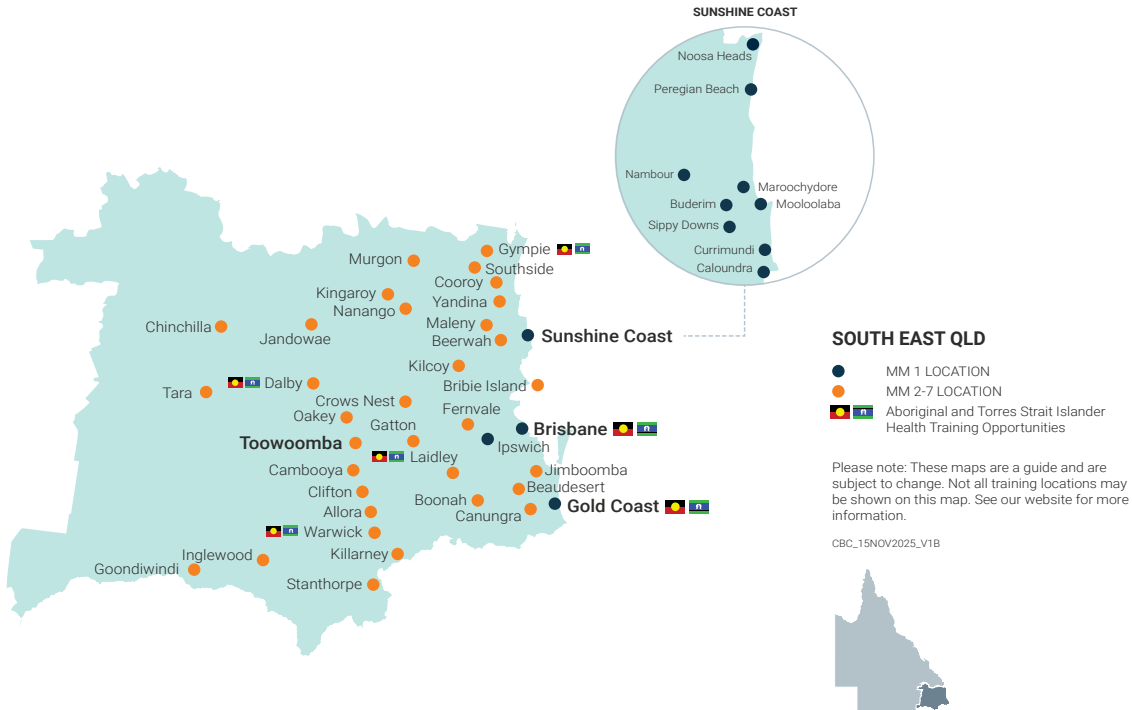
- South Eastern Queensland
- North Western Queensland

Details of these regions are available overleaf.



Find out more about training in the Queensland.

## South Eastern Queensland



### Training location commitment

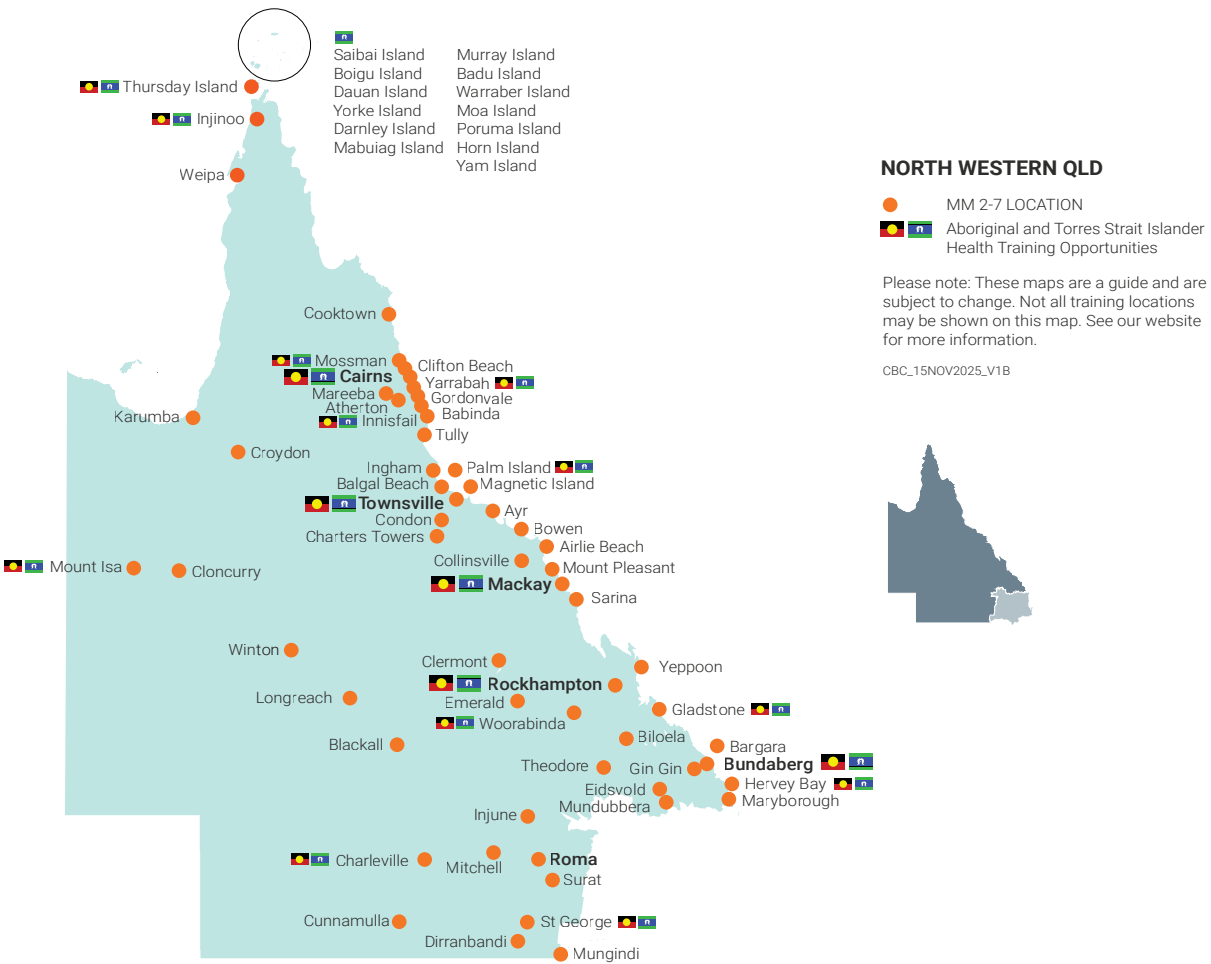
Pathway	Training location commitment
General pathway – non-composite	You'll undertake your community general practice training in South Eastern QLD. During your extended skills or community general practice training, you'll need to spend 52 calendar weeks outside of inner metropolitan areas (i.e. in an outer metropolitan or rural location) or in an approved Aboriginal and Torres Strait Islander health post.
General pathway – composite	<p>During your extended skills or community general practice training, you'll need to spend:</p> <ul style="list-style-type: none"> <li>• 26 calendar weeks in a region from the composite rotation list (see pg 32.).</li> <li>• an additional 26 calendar weeks outside of inner metropolitan areas (i.e. in an outer metropolitan or rural location) or in an approved Aboriginal and Torres Strait Islander health post.</li> </ul> <p>The remainder of your general practice training will be in South Eastern QLD.</p>
Rural pathway	You'll undertake your community general practice training in rural MM 2-7 location/s in South Eastern QLD.



Find out more about training in the South Eastern Queensland.



# North Western Queensland



## Training location commitment

Pathway	Training location commitment
Rural pathway	You'll undertake your community general practice training in rural MM 2-7 location/s within North Western QLD.

Find out more about training in the North Western Queensland.

# Victoria

There are six subregions in Victoria. You can nominate your subregion preferences when applying. These subregions are shown in more detail overleaf.



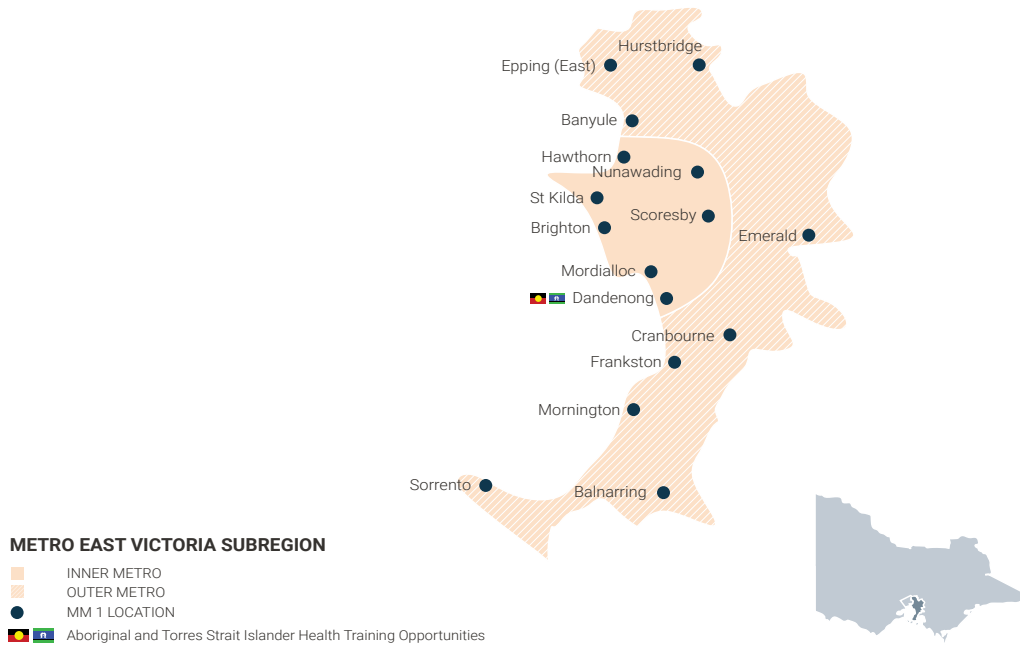
## Training location commitment

Pathway	Training location commitment
General pathway – non-composite	You'll undertake your community general practice training in your allocated subregion. During your extended skills or community general practice training, you'll need to spend 52 calendar weeks outside of inner metropolitan areas (i.e. in an outer metropolitan or rural location) or in an approved Aboriginal and Torres Strait Islander health post.
General pathway – composite	<p>During your extended skills or community general practice training, you'll need to spend:</p> <ul style="list-style-type: none"><li>• 26 calendar weeks in a region from the composite rotation list (see page 32).</li><li>• an additional 26 calendar weeks outside of inner metropolitan areas (i.e. in an outer metropolitan or rural location) or in an approved Aboriginal and Torres Strait Islander health post.</li></ul> <p>The remainder of your general practice training will be in your allocated subregion.</p>
Rural pathway	You'll undertake your community general practice training in rural MM 2-7 location/s within your allocated subregion.



Find out more about training in the Victoria.

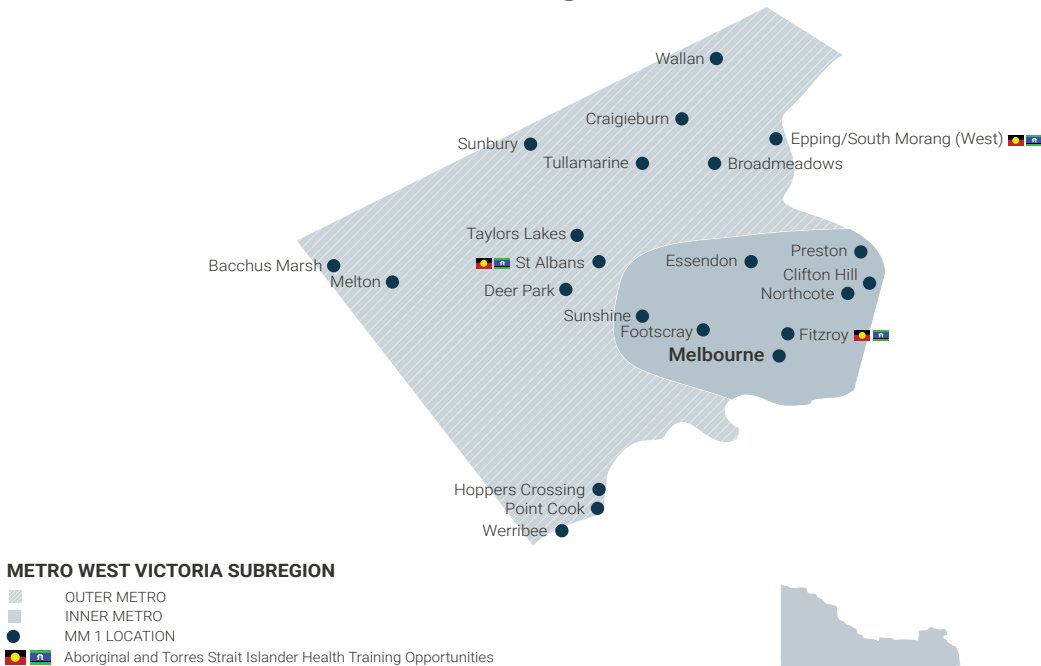
## Victoria | Metro East subregion



Please note: These maps are a guide and are subject to change. Not all training locations may be shown on this map. See our website for more information.

CBC\_11NOV2025\_V1

## Victoria | Metro West subregion



Please note: These maps are a guide and are subject to change. Not all training locations may be shown on this map. See our website for more information.

CBC\_11NOV2025\_V1





## Victoria | Rural North West subregion



## Victoria | Rural North East subregion



## New South Wales and Australian Capital Territory training regions

There are three training regions in NSW and ACT, each with their own subregions:

### Lower Eastern NSW:

- Central, Eastern and South Western Sydney
- South Eastern NSW
- ACT and surrounds

### North Eastern NSW:

- New England/Northwest
- Hunter, Manning and Central Coast
- Nepean, Western and Northern Sydney

### Western NSW and ACT:

- Western NSW
- Murrumbidgee

Maps of these regions and subregions can be found overleaf.



Find out more about training in New South Wales and Australian Capital Territory.

### NEW SOUTH WALES AND ACT

#### WESTERN NSW

#### NORTH EASTERN NSW

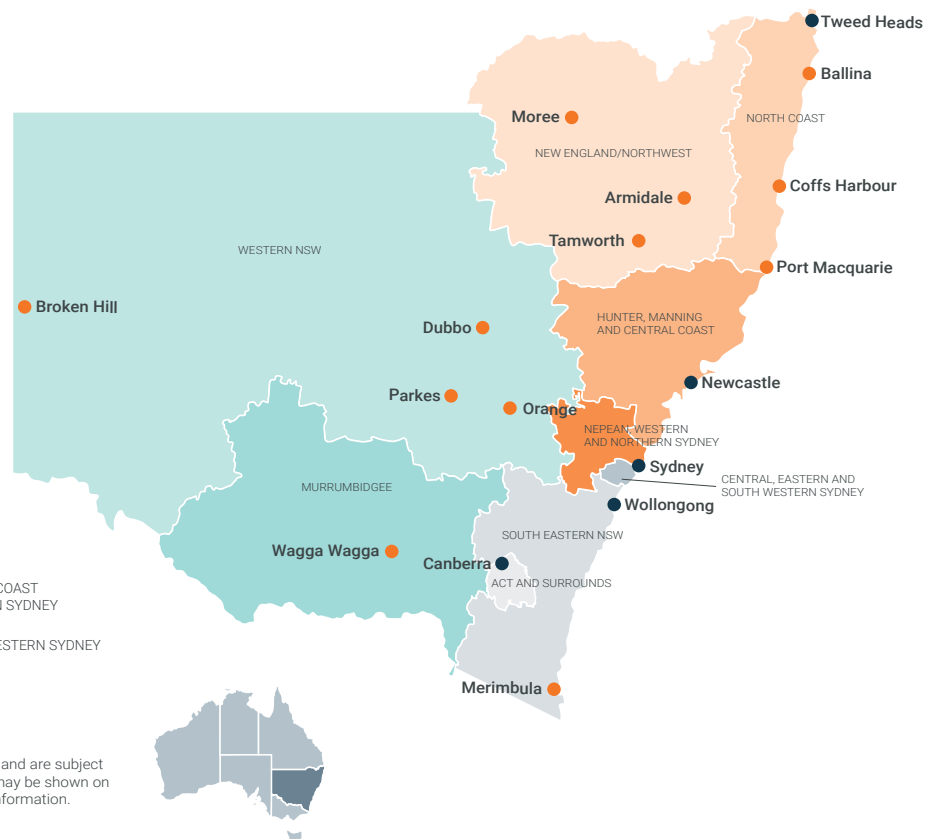
#### LOWER EASTERN NSW

- CENTRAL, EASTERN AND SOUTH WESTERN SYDNEY
- SOUTH EASTERN NSW
- ACT AND SURROUNDS

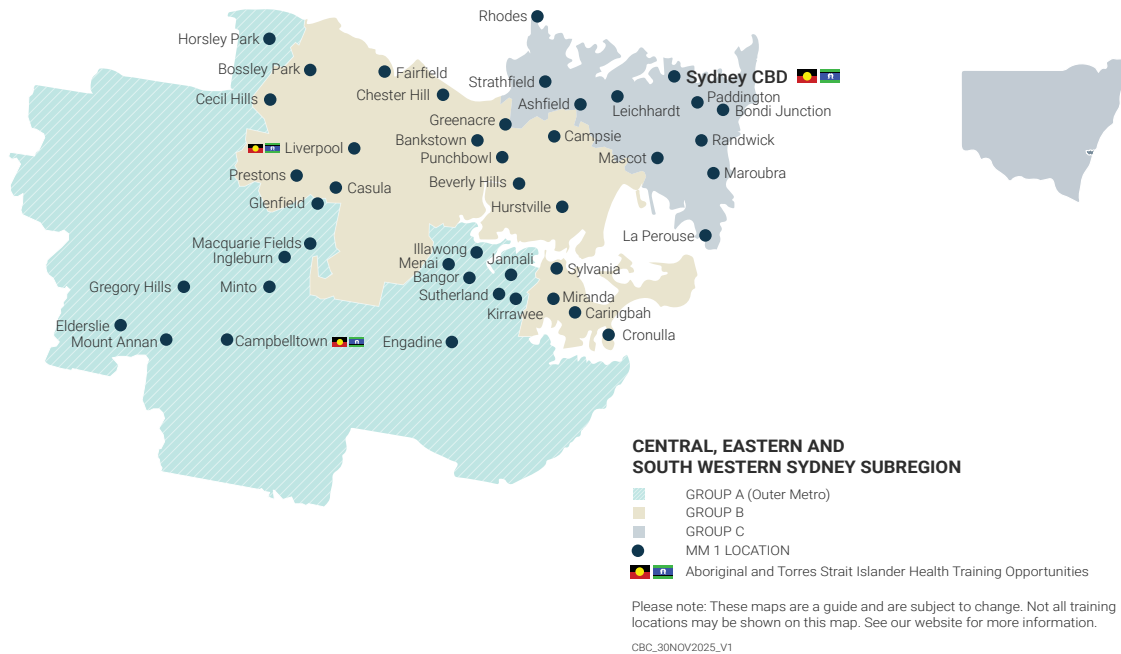
- MM 1 LOCATION
- MM 2-7 LOCATION

Please note: These maps are a guide and are subject to change. Not all training locations may be shown on this map. See our website for more information.

CBC\_17JAN2026\_V2B



## Lower Eastern NSW | Central, Eastern and South Western Sydney



### Training location commitment

Pathway	Training location commitment
General pathway – non-composite	<p>You'll undertake your community general practice training in the Central, Eastern and South Western Sydney subregion, of which 26 calendar weeks will be in Group and B, or an Aboriginal or Torres Strait Islander or academic placement.</p> <p>You'll also need to ensure during your extended skills or community general practice training, that you spend 52 calendar weeks outside of inner metropolitan areas (i.e. in an outer metropolitan or rural location) or in an approved Aboriginal and Torres Strait Islander health post</p>
General pathway – composite	<p>During your extended skills or community general practice training, you'll need to spend:</p> <ul style="list-style-type: none"> <li>• 26 calendar weeks in a region from the composite rotation list (see page 32)</li> <li>• an additional 26 calendar weeks outside of inner metropolitan areas (i.e. in an outer metropolitan or rural location) or in an approved Aboriginal and Torres Strait Islander health post</li> </ul> <p>The remainder of your general practice training will be in this subregion.</p>



Find out more about training in Central, Eastern and South Western Sydney.

## Lower Eastern NSW | South Eastern NSW



### Training location commitment

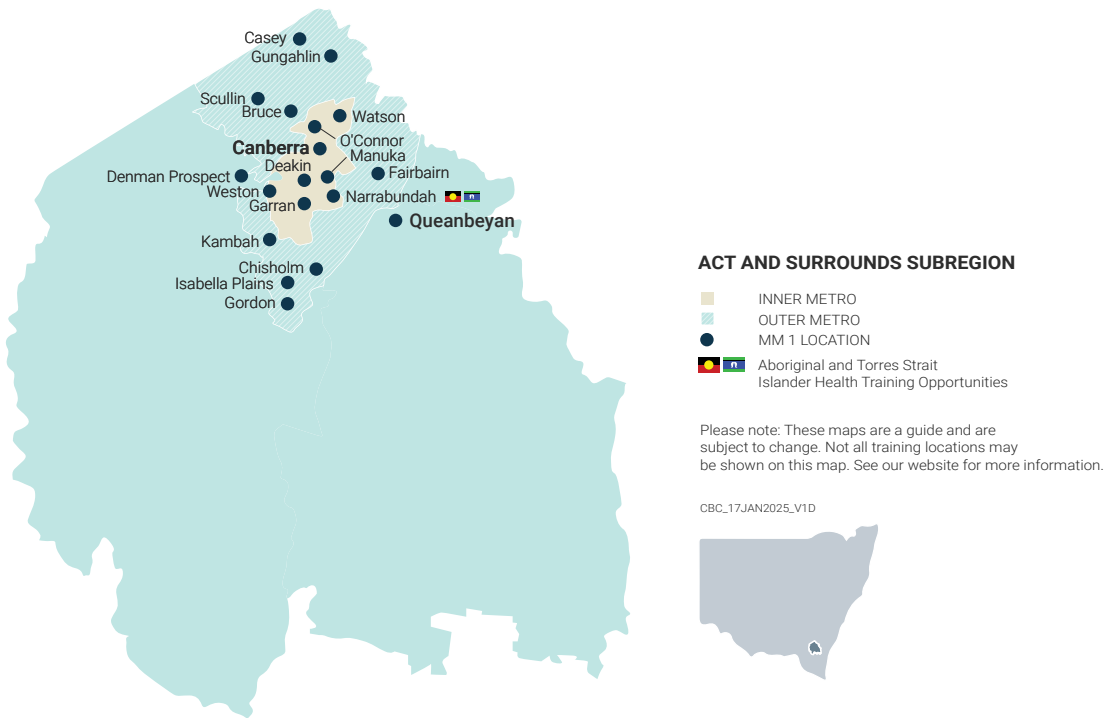
Pathway	Training location commitment
General pathway	You'll undertake your community general practice training in the South Eastern NSW subregion of which 26 calendar weeks will be in Group B or C, or an Aboriginal or Torres Strait Islander health or academic placement.
Rural pathway	You'll undertake your community general practice training in rural MM 2-7 location/s in the South Eastern subregion.



Find out more about training in South Eastern NSW.



## Lower Eastern NSW | ACT and surrounds



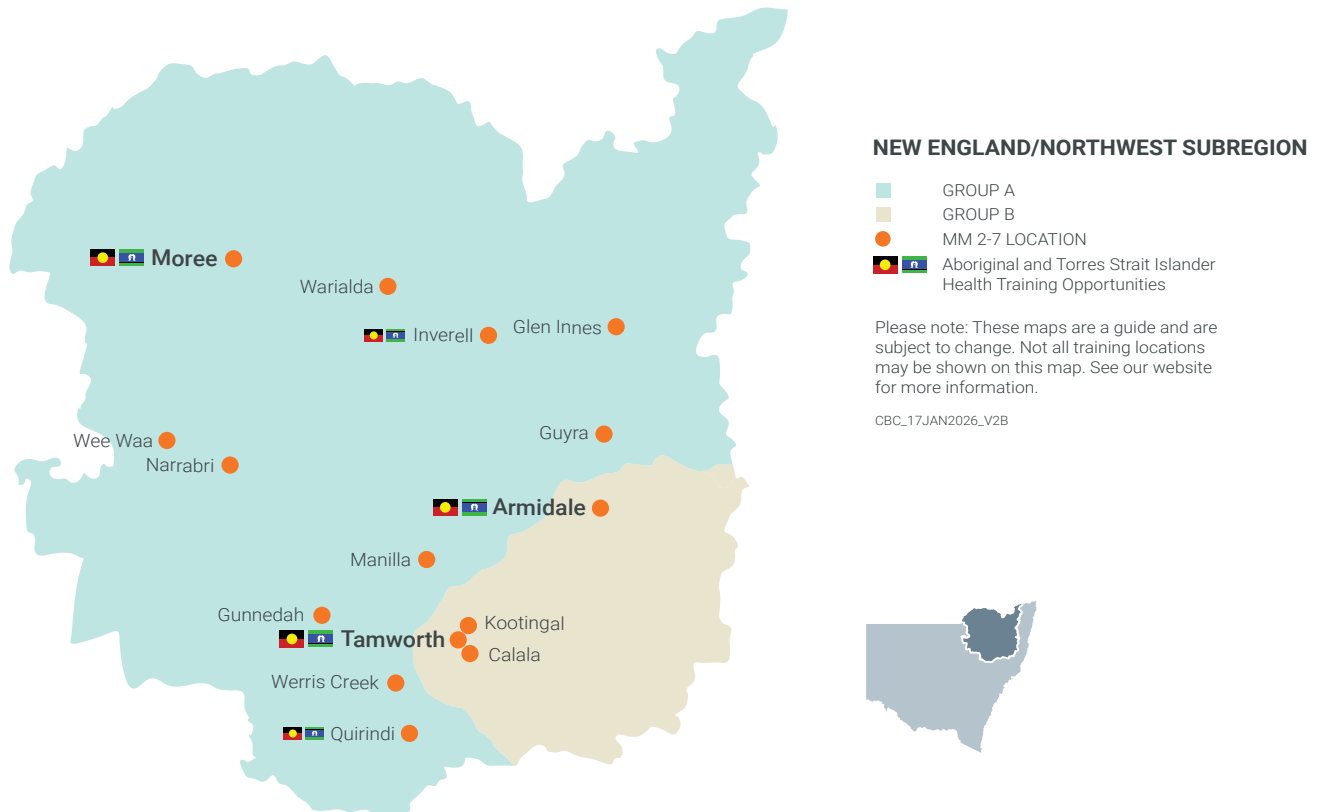
### Training location commitment

Pathway	Training location commitment
General pathway	You'll undertake your community general practice training in the ACT and surrounds subregion. During your extended skills or community general practice training, you'll need to spend 52 calendar weeks outside of inner metropolitan areas (i.e. in an outer metropolitan or rural location) or in an approved Aboriginal and Torres Strait Islander health post.




Find out more about training in ACT and surrounds.

## North Eastern NSW | New England/North West



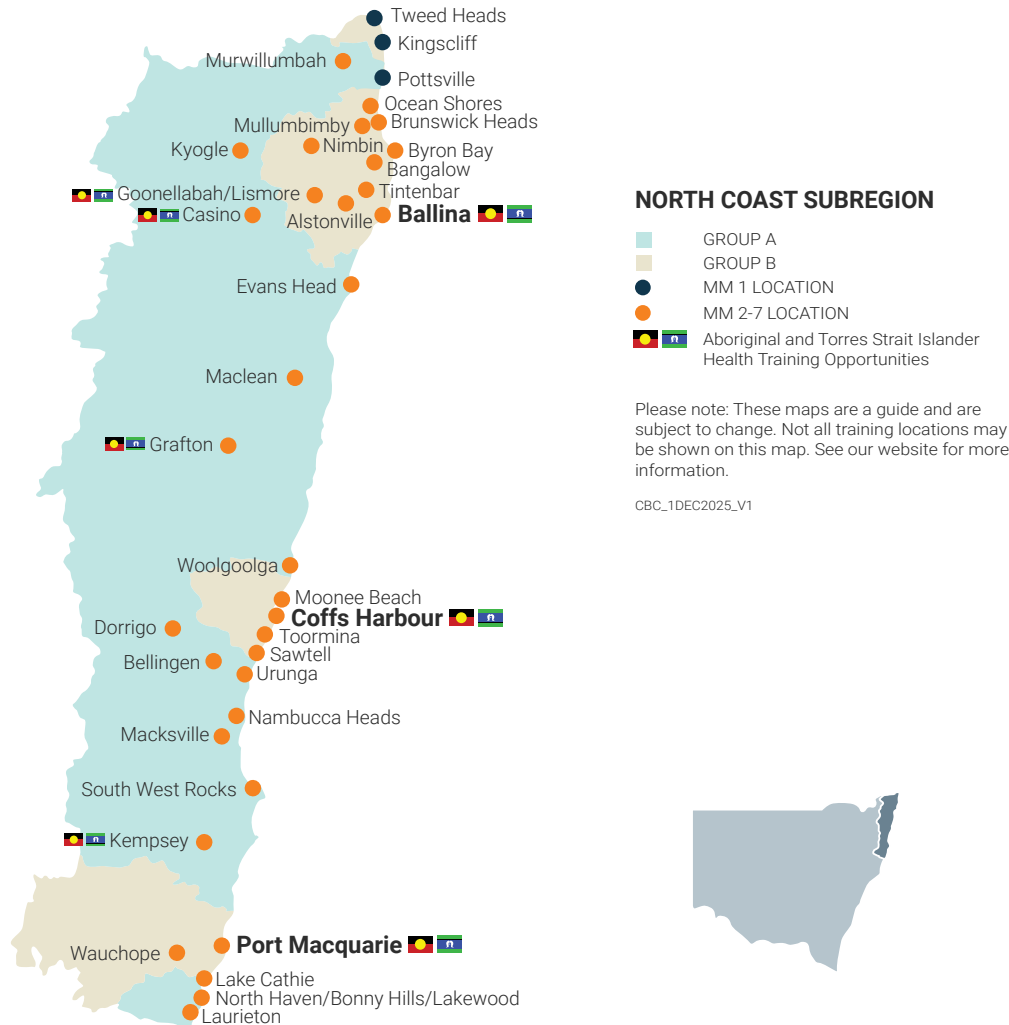
### Training location commitment

Pathway	Training location commitment
Rural pathway	You'll undertake your community general practice training in rural MM 2-7 location/s in the New England/Northwest subregion, of which 26 calendar weeks will be in Group A or an Aboriginal or Torres Strait Islander health or academic placement.



Find out more about training in the New England/North West.

## North Eastern NSW | North Coast



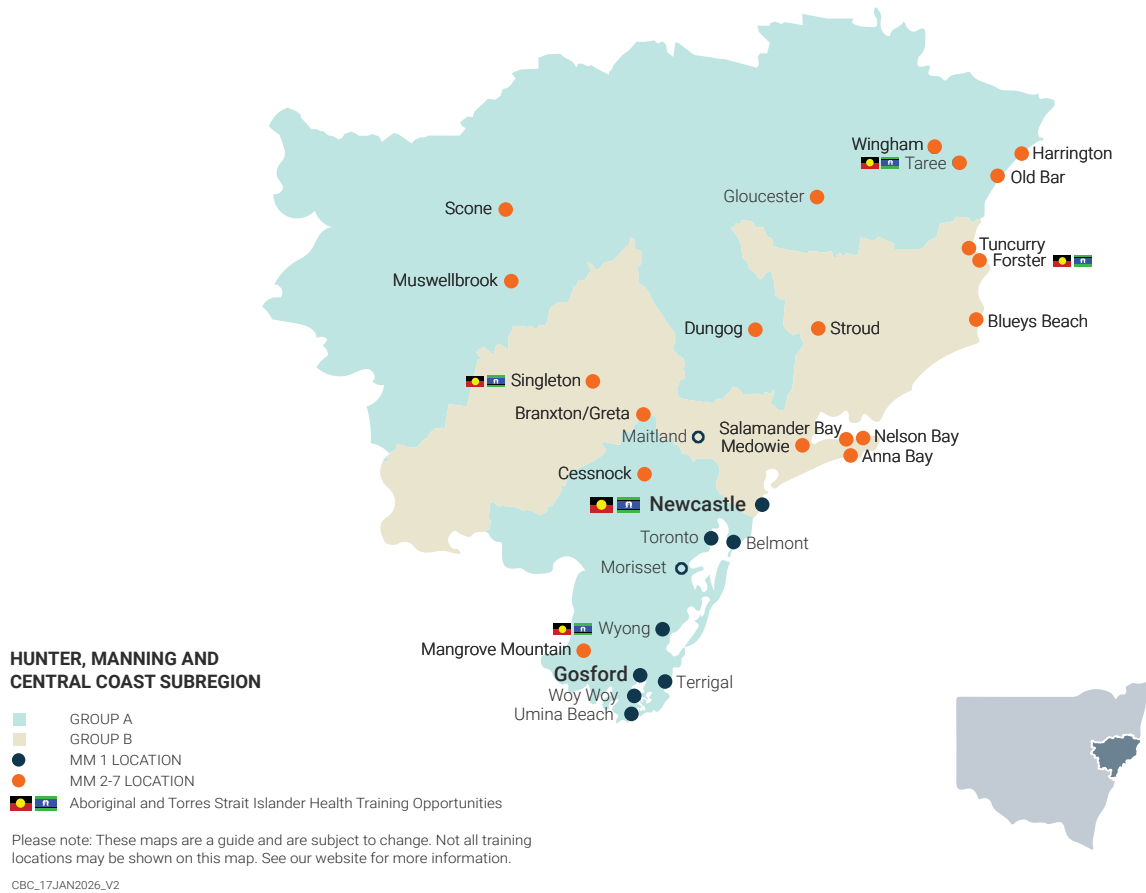
### Training location commitment

Pathway	Training location commitment
General pathway	You'll undertake your community general practice training in the North Coast subregion, of which 26 calendar weeks will be in Group A or an Aboriginal or Torres Strait Islander health or academic placement.
Rural pathway	You'll undertake your community general practice training in rural MM 2-7 location/s in the North Coast subregion of which 26 calendar weeks will be in Group A or an Aboriginal or Torres Strait Islander or academic placement.



Find out more about training in North Coast.

## North Eastern NSW | Hunter, Manning and Central Coast



### Training location commitment

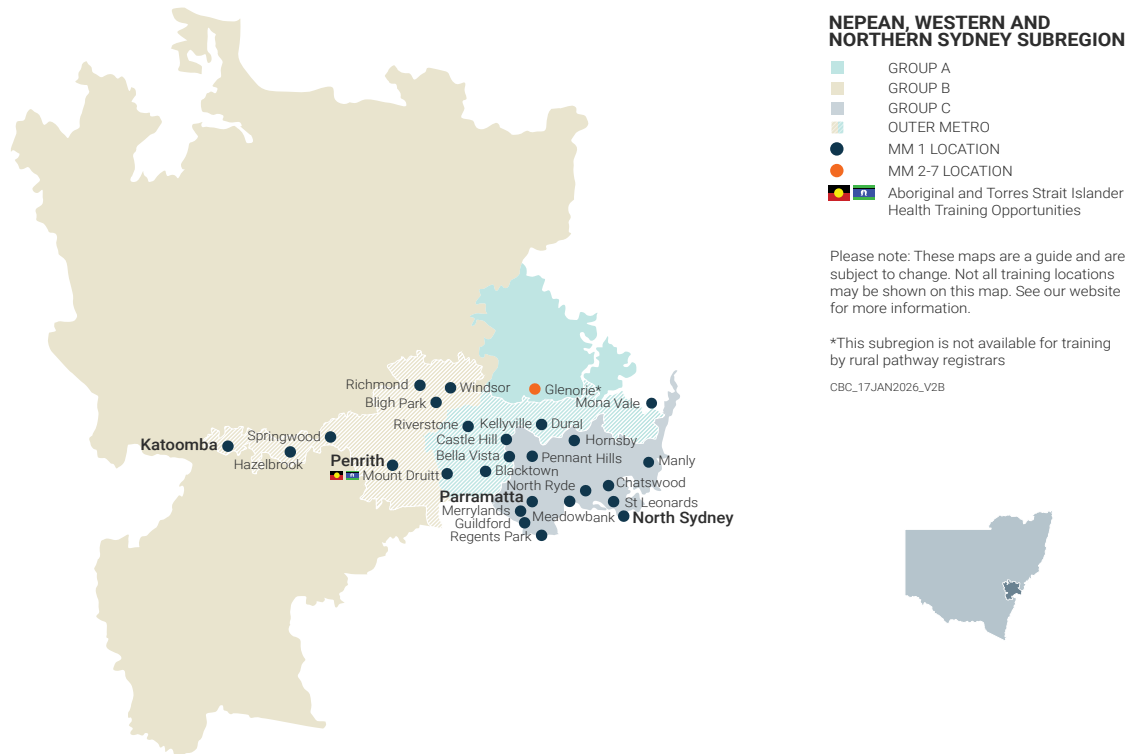
Pathway	Training location commitment
General pathway	You'll undertake your community general practice training in the Hunter, Manning and Central Coast subregion, of which 26 calendar weeks will be in Group A or an Aboriginal or Torres Strait Islander health or academic placement.
Rural pathway	You'll undertake your community general practice training in rural MM 2-7 location/s in the Hunter, Manning and Central Coast subregion, of which 26 calendar weeks will be in Group A or an Aboriginal or Torres Strait Islander or academic placement.



Find out more about training in Hunter, Manning and Central Coast.



## North Eastern NSW | Nepean, Western and Northern Sydney



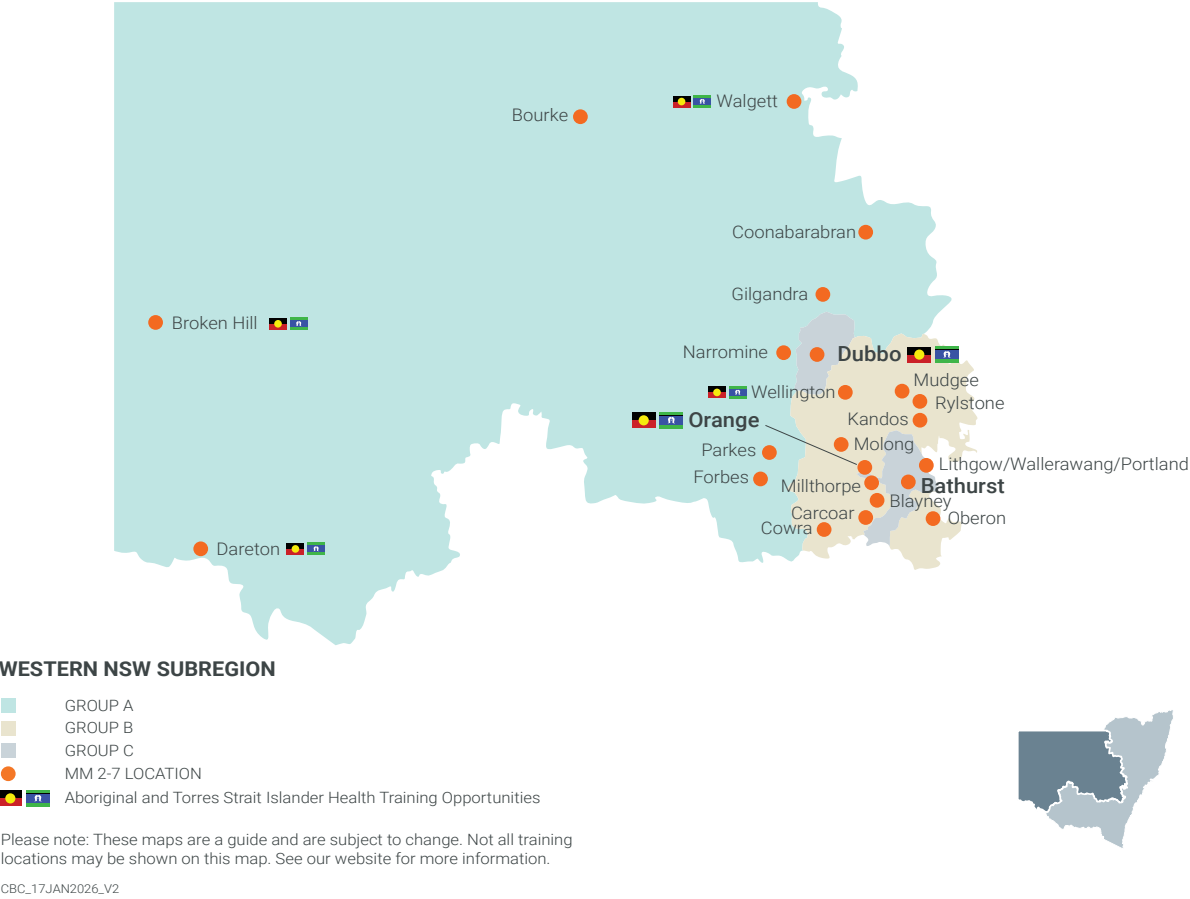
### Training location commitment

Pathway	Training location commitment
General pathway – non-composite	<p>You'll undertake your community general practice training in the Nepean, Western and Northern Sydney subregion including:</p> <ul style="list-style-type: none"> <li>• 26 calendar weeks each in group A, B and C or</li> <li>• 52 calendar weeks in group A and 26 calendar weeks in group B.</li> </ul> <p>You may be able to substitute groups with terms in approved Aboriginal and Torres Strait Islander health or academic post/s.</p> <p>You'll also need to ensure during your extended skills or community general practice training, that you spend 52 calendar weeks outside of inner metropolitan areas (i.e. in an outer metropolitan or rural location) or in an approved Aboriginal and Torres Strait Islander health post.</p>
General pathway – composite	<p>During your extended skills or community general practice training, you'll need to spend:</p> <ul style="list-style-type: none"> <li>• 26 calendar weeks in a region from the composite rotation list (see page 32)</li> <li>• an additional 26 calendar weeks outside of inner metropolitan areas (i.e. in an outer metropolitan or rural location) or in an approved Aboriginal and Torres Strait Islander health post.</li> </ul> <p>The remainder of your general practice training will be in this subregion.</p>



Find out more about training in Nepean, Western and Northern Sydney.

# Western NSW | Western NSW

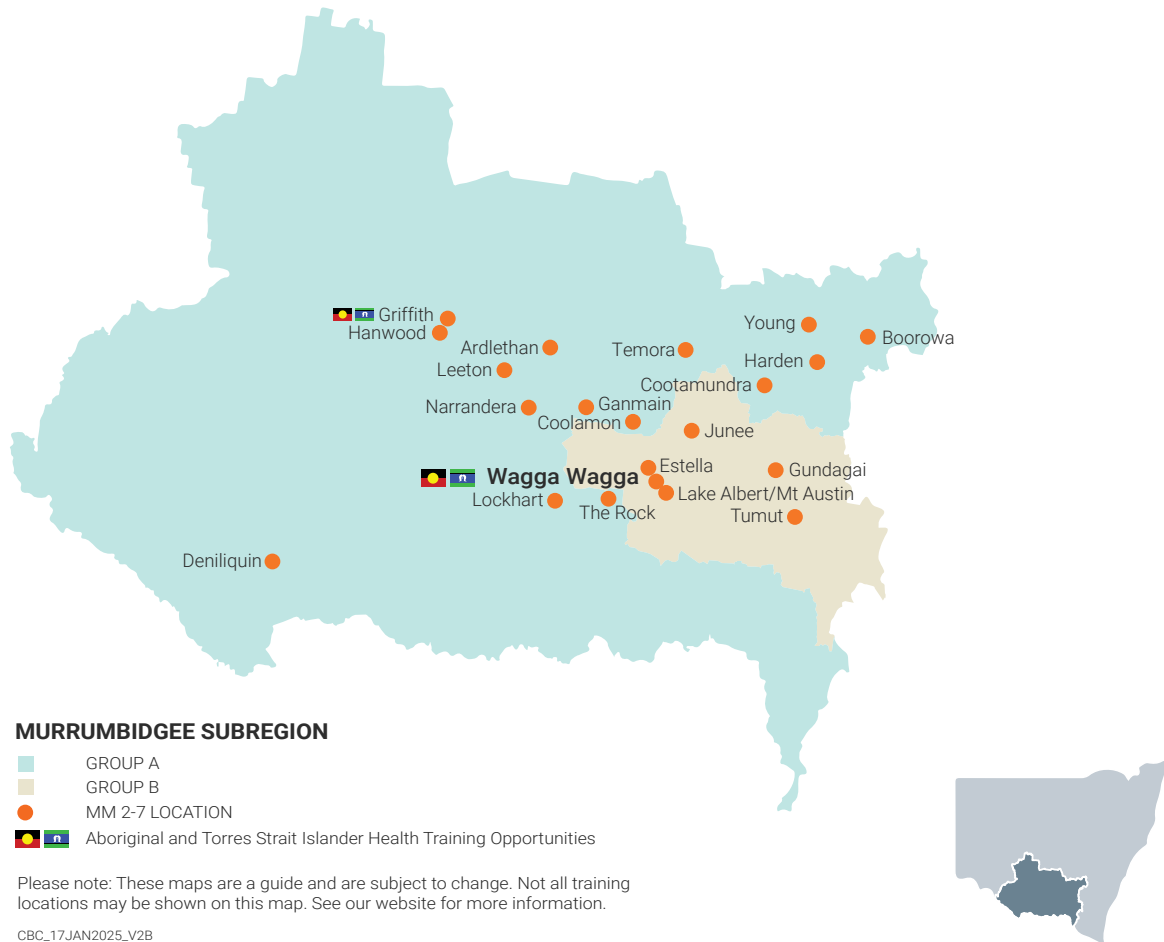


## Training location commitment

Pathway	Training location commitment
Rural pathway	You'll undertake your community general practice training in rural MM 2-7 location/s in the Western NSW subregion, of which 26 calendar weeks will either be in group A or 52 calendar weeks in group B. an Aboriginal or Torres Strait Islander health or academic placement.

Find out more about training in Western NSW.

## Western NSW | Murrumbidgee



### Training location commitment

Pathway	Training location commitment
Rural pathway	You'll undertake your community general practice training in rural MM 2-7 location/s in the Murrumbidgee subregion of which 26 calendar weeks will be in Group A or an Aboriginal or Torres Strait Islander health or academic placement.



Find out more about training in Murrumbidgee.

# We're here to help


If you have any queries about the AGPT Program, please don't hesitate to contact our friendly team.



**Email:** [becomeagp@racgp.org.au](mailto:becomeagp@racgp.org.au)



**Phone:** 1800 472 247







#### Disclaimer

The information set out in this publication is current at the date of first publication and is intended for use as a guide of a general nature only. This Guide is to be read subject to and in conjunction with relevant RACGP Policies and the RACGP may change the contents of this guide at any time. The RACGP retains all intellectual property rights in this document which is not to be disseminated, copied, published or otherwise exploited, in whole or in part, without the RACGP's express permission.

The RACGP and its employees and agents shall have no liability (including without limitation liability by reason of negligence) to any users of the information contained in this publication for any loss, cost or damage (consequential or otherwise), incurred or arising by reason of any person using or relying on the information contained in this publication and whether caused by reason of any error, negligent act, omission or misrepresentation in the information.

ID-8929



**RACGP**