

2027 Application guide



RACGP
Royal Australian College
of General Practitioners



Australian General Practice Training Program



Version 18.2.26

Getting started

Congratulations on taking the first step towards becoming a GP or Rural Generalist with the RACGP through the Australian General Practice Training (AGPT) Program. We're excited to support you on this journey.

How to apply – 5 key steps

1. Check your eligibility
2. Submit your application online
3. Sit the national entry assessment
4. Receive your selection outcome
5. Take part in induction activities

2027 application dates

See our [key dates](#) for 2027 application and selection dates.


Your responsibilities

To help ensure a smooth experience, please make sure to:

- adhere to all [application and selection deadlines](#) (extensions aren't available)
- monitor your application status via the [application portal](#)
- check your email regularly for updates and communications from us (including checking any junk or spam folders)
- read this guide and the [2027 AGPT Program Guide](#) thoroughly to understand the program and entry process

We're here to help

If you have any queries, don't hesitate to contact us on:

 T: 1800 472 247

 E: becomeagp@racgp.org.au

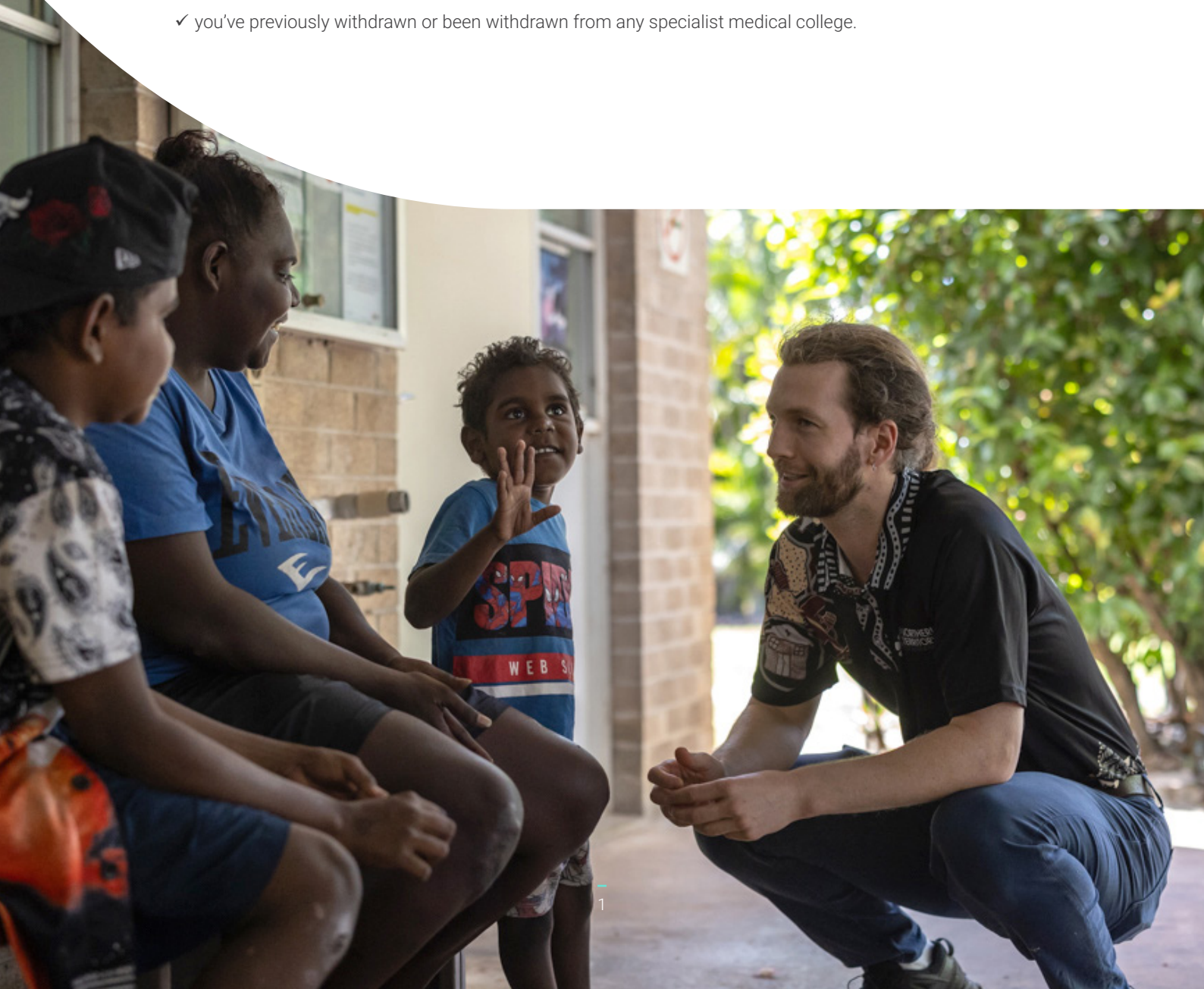
Step 1: Check your eligibility

To apply for the AGPT Program you'll need to:

- ✓ hold general registration by the commencement of training (the start of the first semester of their intake year)
- ✓ be an Australian or New Zealand permanent resident or citizen or hold a temporary 309, 482, 485, 491, 494 or 820 visa.
- ✓ have at least two exam semesters remaining if you have already sat RACGP Fellowship exams since January 2019.

If any of the following apply, you can still apply, however your eligibility may need further review by the [Training Program Eligibility Panel](#):

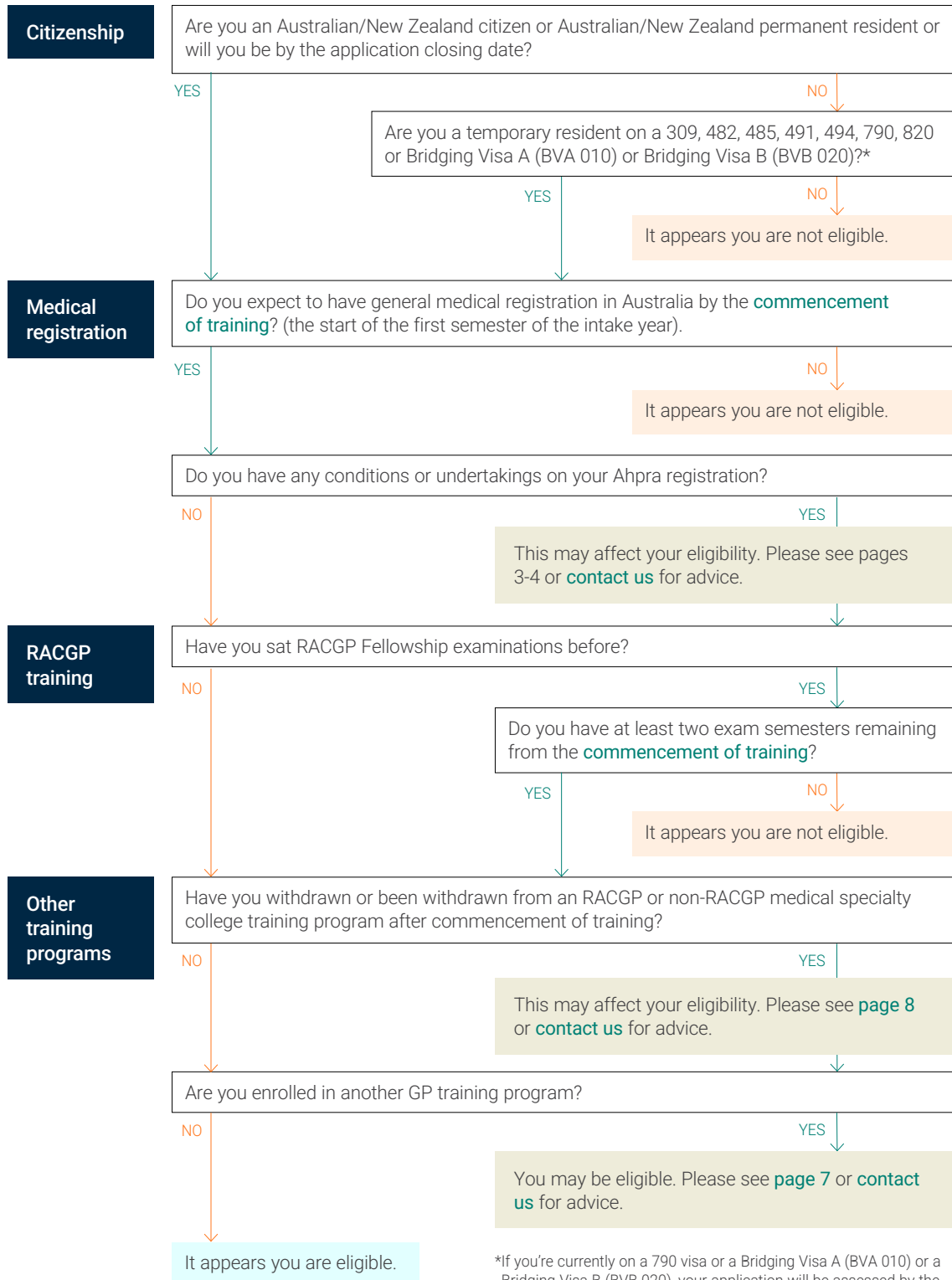
- ✓ you're on a 790 visa or a Bridging Visa A (BVA 010) or Bridging Visa B (BVB 020)
- ✓ you have addenda on your Ahpra medical registration
- ✓ you're currently enrolled in another specialist medical college training program
- ✓ you've previously withdrawn or been withdrawn from any specialist medical college.





Eligibility flowchart

Check if you're eligible to apply using the flowchart below.



*If you're currently on a 790 visa or a Bridging Visa A (BVA 010) or a Bridging Visa B (BVB 020), your application will be assessed by the Training Program Eligibility Panel.



Medical registration

Requirement: You need to hold or expect to hold general medical registration by the commencement of training (the start of the first semester of your intake year).

You'll need to:

- maintain medical registration that allows you to remain in the AGPT Program and progress toward Fellowship
- provide complete and accurate information about your medical registration
- update us if your medical registration changes. This includes any restrictions, conditions, limitations, reprimands, supervision requirements, tribunal outcomes, suspensions, undertakings, and/or other addenda on your medical registration.

Applicants who don't have general registration at the time of application

If you currently hold provisional or limited registration, you may apply. However, any training offer will be conditional on receiving general registration before training begins.

- If general registration isn't obtained by the start date of the first semester of your training year, you may be withdrawn from training.
- If you're unsure of your registration status, contact [Ahpra](#).

Applicants with New Zealand registration

If you only hold New Zealand registration, you're eligible to apply and your application will be reviewed by the [Training Program Eligibility Panel](#).

Applicants without current Australian or New Zealand registration

If you don't currently hold Australian or New Zealand medical registration, you are unfortunately unable to apply. Please contact [Ahpra](#) for more information about acquiring medical registration.

Applicants with addenda on their registration

If you have or expect to have any restrictions, conditions or other addenda on your general medical registration at the start of training, you must:

- declare this in your application
- provide documentation from Ahpra (including public and non-public addenda)
- provide a CV outlining relevant experience.

Applications with addenda will be reviewed by the [Training Program Eligibility Panel](#).

Please note:

- If addenda prevent you from meeting AGPT obligations, you will be deemed ineligible.
- If you are deemed eligible, we can't guarantee employment at hospitals, training practices or other sites.
- If you don't declare addenda, we may seek clarification from the Medical Board of Australia.
- If you fail to disclose addenda and are offered a position, it will be investigated in line with the [Academic Misconduct Policy](#) and the offer may be withdrawn.
- If addenda are applied after submission, you must notify us immediately at becomeagp@racgp.org.au





Residency & temporary visas

Requirement: You need to be an Australian or New Zealand permanent resident or citizen or hold a temporary 309, 482, 485, 491, 494 or 820 visa.

If you hold a 790 visa or a Bridging Visa A (BVA 010) or Bridging Visa B (BVB 020), you may still apply, however your application will be assessed on a case-by-case basis.

If you hold another visa type, including a 500, 417, 462, 407 or 408 visa, you're not eligible to apply for the AGPT Program.

If you're on an approved temporary visa, you'll need to provide one of the following:

- complete a declaration as part of your application stating your intention to obtain Australian permanent residency before completing the AGPT Program, or
- provide evidence of an active permanent residency application (note: Expressions of Interest are not accepted).

Maintaining a valid visa status

You're responsible for:

- maintaining a valid visa for the entire duration of your training
- meeting all visa and AGPT training requirements

If visa issues prevent you from meeting training requirements, you may be withdrawn from the program in line with the [Withdrawal Policy](#).

New Zealand permanent residents

If you're a New Zealand permanent resident, you must have a valid Australian visa that allows you to work in Australia.

New Zealand citizens

New Zealand citizens are granted a Special Category Visa, which allows them to live, work or study in Australia lawfully if they remain a New Zealand citizen. For more information, visit the [Department of Home Affairs website](#).

Permanent residency requirement for Fellowship

To complete the AGPT Program and be awarded Fellowship, you must obtain Australian permanent residency before finishing training.

- If permanent residency is not obtained, you'll be ineligible for Fellowship and may be withdrawn from the program.
- If you have concerns about your residency status, seek advice early to avoid disruptions to your training.

Sponsorship

If your visa requires employer sponsorship, you must:

- secure sponsorship at training site accredited to train AGPT registrars under the [RACGP Standards for general practice training 4th edition](#).
- meet location commitments for your assigned training region and pathway (see the [2027 AGPT Program Guide](#) for more information).

Please note:

- The RACGP and the Department of Health, Disability and Ageing do not sponsor doctors or facilitate sponsorship arrangements.
- Sponsorship availability is limited and may delay the start of your community-based general practice training term, requiring you to commence training in hospital or possibly deferral.

Exam candidacy

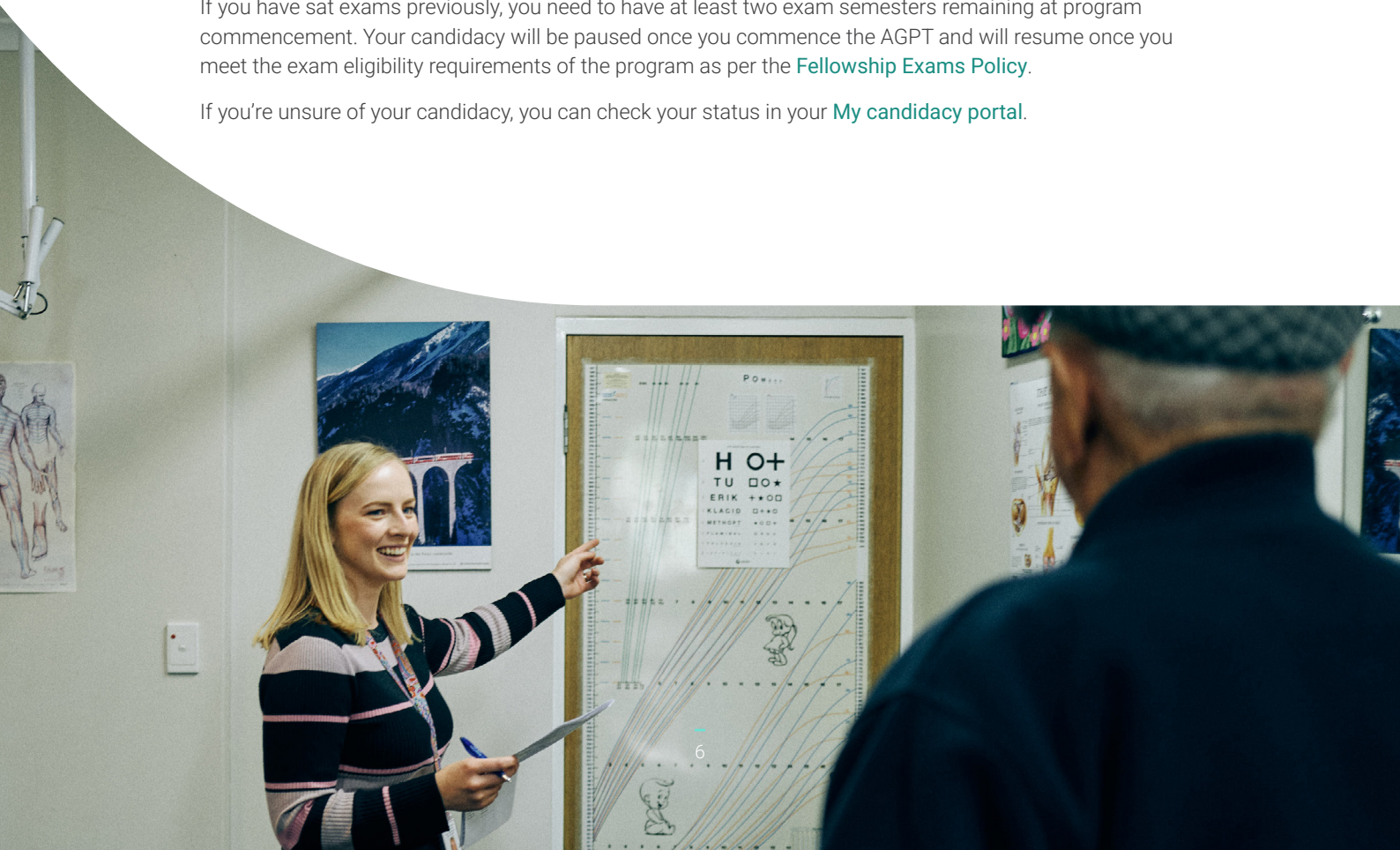
Requirement: If you have sat an RACGP Fellowship exam (since January 2019), you need to have at least two exam semesters remaining at the commencement of training.

Exam candidacy is the overall time window to sit and pass all Fellowships exams. The time window is six consecutive exam semesters, over three calendar years.

Your exam candidacy only starts when you sit your first RACGP Fellowship exam. If you haven't sat any RACGP exams previously, your candidacy will not have started.

If you have sat exams previously, you need to have at least two exam semesters remaining at program commencement. Your candidacy will be paused once you commence the AGPT and will resume once you meet the exam eligibility requirements of the program as per the [Fellowship Exams Policy](#).

If you're unsure of your candidacy, you can check your status in your [My candidacy portal](#).





Enrolment on another specialist medical training program

Requirement: If you're currently enrolled in another specialist medical training program, you may need to withdraw from that program. Your application will also be reviewed by the [Training Program Eligibility Panel](#).

Applicants currently enrolled in the AGPT Program with the RACGP or ACRRM

If you're currently training on the AGPT Program with us, please contact your RACGP training coordinator before applying.

If you're training with ACRRM, your first step is to contact ACRRM to discuss transfer options.

If the outcome of these discussions is that you're required to re-apply, by the close of applications you'll need to:

- withdraw from the AGPT Program and provide written evidence with your application
- complete the [Training History and RACGP Suitability Statement](#).

Applicants currently enrolled in a non-AGPT GP specialist medical training program

If you're enrolled in another GP specialist medical training program that isn't AGPT, such as the RACGP Practice Experience Program, RACGP Fellowship Support Program, an ACRRM non-AGPT training program or the Remote Vocational Training Scheme (RVTS), you'll need to:

- provide a declaration stating you will withdraw by the commencement of the AGPT Program if you are successful in getting a place on the AGPT Program
- complete the [Training History and RACGP Suitability Statement](#).

Applicants currently enrolled in another specialist medical training program

If you're successful in being offered a training place, whether you can continue training on another specialist medical training program alongside AGPT will depend on several factors. These will be discussed during your induction meeting after accepting your offer. Key considerations include:

- Your additional training must not compromise AGPT Program requirements.
- If you take leave from AGPT to complete other training, your leave allowance will be reduced.
- Extensions to AGPT training program time will not be approved for participation in other specialist medical training programs.

In your application, you'll also need to:

- complete the [Training History and RACGP Suitability Statement](#).

Withdrawal or withdrawn from another specialist medical training program

Requirement: If you have previously withdrawn or been withdrawn from any specialist medical training programs, your application will be reviewed by the [Training Program Eligibility Panel](#).

You'll need to:

- declare this in your application
- provide documentation from the relevant college, including your withdrawal letter
- include a CV outlining your relevant experience
- complete the [Training History and RACGP Suitability Statement](#).

What's the Training History and RACGP Suitability Statement?

The Training History and RACGP Suitability Statement helps us assess your application and understand your training history.

In this form, you'll be asked to provide a personal reflection on your training background and outline any steps you've taken to participate in GP training.

The information you provide will be reviewed by the [Training Program Eligibility Panel](#), who will use it to **assess your eligibility** for the program. Hence, it's important to give this form careful consideration and include as much detail as possible.

We encourage you to start completing this form as early as possible as you'll be required to submit it with your application.

Access the [Training History and RACGP Suitability Statement](#).



Step 2: Apply online

After you've checked your eligibility, your next step is to apply online via the [RACGP website](#) during the application period.

What's in the application?

In the application, you'll be asked to answer questions and where applicable, provide supporting documentation relating to your:

- contact and personal details
- residency status
- medical registration status
- previous or current medical specialty training
- primary medical qualification
- priority offer preferencing details (see overleaf)
- training pathway (rural or general) and training region preferences

You'll also be asked to agree to an application declaration and policy compliance statement, including our [Privacy Policy](#).

Priority preferencing framework

You'll be asked a series of questions to help us determine your position within our priority preferencing framework (overleaf).

The framework supports our commitment to maintaining the training pipeline for Aboriginal and Torres Strait Islander doctors, Australian Defence Force doctors, Rural Generalist doctors, doctors with pre-existing rural connections and those wishing to work in RACGP areas of workforce need.

To be considered, you must:

- provide all requested supporting documents with your application by the stated deadline
- successfully progress through the national entry assessment.



AGPT priority preferencing framework

Offers will be allocated in the following order.

Australian citizens or permanent resident holders and NZ citizens	1. Aboriginal and Torres Strait Islander or Australian Defence Force applicants with either a rural or general pathway first preference (guaranteed place).
	2. Applicants enrolled on a state/territory based Rural Generalist Coordination Unit with either a rural or general pathway first preference.
	3. Applicants whose first preference is a rural pathway and can demonstrate rural origin (defined as residing in an Australian rural MM 2–7 area for at least 10 cumulative years or 5 consecutive years during childhood, including primary and/or secondary schooling).
	4. Applicants who can demonstrate a rural connection to their rural pathway first preference region/subregion: <ul style="list-style-type: none"> • Residential: resided in a rural area of their rural pathway region/subregion of their first preference for at least 24 consecutive months - current or past residence. • Educational: completed a minimum of 24 consecutive months of rural clinical school or professional placements in a rural area of their rural pathway region/subregion of their first preference (i.e. longitudinal placement, rural clinical school or attended a rural campus). • Employment: clinical work experience in a rural area of their rural pathway region/subregion first preference for at least 24 months consecutively.
	5. Applicants whose first preference is in an RACGP region of need : <ul style="list-style-type: none"> • New England/Northwest NSW • Northern Territory • Murrumbidgee (NSW only) • Western NSW.
	6. All other Australian citizens/permanent residents and New Zealand citizens.
Temporary visa holders	7. Applicants who can demonstrate a rural connection to their rural pathway first preference region/subregion.
	8. Applicants whose first preference is in an RACGP region of need : <ul style="list-style-type: none"> • New England/Northwest NSW • Northern Territory • Murrumbidgee (NSW) • Western NSW.
	9. All other temporary visa holders.

*Please note: With the exception of Aboriginal and Torres Strait Islander or Australian Defence Force applicants, prioritisation does not guarantee a training offer.

Nominating your training pathway and region preferences

In your application you'll be able to nominate up to six training pathway and region preferences.

General and rural pathways

On the AGPT Program there are two types of pathways:

- 1. General pathway** - registrars can train across metropolitan, rural and remote areas. There are two types of general pathway positions:
 - a. Composite pathway:** Registrars are required to spend a minimum of 26 calendar weeks in a designated rural area of need and meet their training location commitments for their region.
 - b. Non-composite pathway:** Registrars are required to meet their training location commitments for their region and may undertake their training in urban and/or rural locations (depending on their region).
- 2. Rural pathway** - registrars train only in rural areas (classified as MM 2-7) and are required to meet their training location commitments for their region. Doctors affected by the 10-year moratorium can only apply for the rural pathway.

You can find out more about training pathways, regions and location commitments in the [2027 AGPT Program Guide](#).

The 10-year moratorium

The 10-year moratorium applies if you:

- completed your primary medical qualification overseas, or
- were not a permanent resident when you began medical school in Australia.

This means you're only eligible to apply for the rural pathway and cannot apply for the general pathway unless you have a rural pathway exemption.

Please note: If you were born in Australia after 20 August 1986, due to citizenship law changes, you may be asked to provide evidence of your residency status at the time of enrolment in your application.

Find out more about the [10-year moratorium](#).



Available training places

The number of training places available by training pathway (rural or general pathway) and training region varies across application rounds:

- The main application round (March-April) is our main round where places are available across all pathways and regions.
- The availability of places across subsequent rounds will be limited and won't be available in all regions and pathways.

For more information view the list [available training places](#) by pathway and region.

How to choose your training preferences

The AGPT Program offers a unique opportunity to build your skills in a safe, supported environment. To make the most of your training, we encourage you to explore our training regions and the opportunities available.

Since you'll be expected to complete your community-based general practice training in the region you're allocated, it's important to only preference regions where you're genuinely willing to train.

To help you decide, we recommend:

- reviewing the training location commitments in the [2027 AGPT Program Guide](#)
- exploring our [rural training areas](#)
- learning about available [rural financial incentives](#)
- [talking to us](#) – we can connect you with GP registrars who have trained in these locations.





“I would highly recommend training in the NT to all registrars. For some it may be enough to push people out of their comfort zone, expand their skillset, see a different part of Australia and take these learnings back to wherever they end up. For others, like me, it may change their entire trajectory. There is also something about the Top End and the way it pulls you in. There is so much to see and do and lots of like-minded people.”

Dr Georgia Muir

General composite pathway registrar who planned to stay in the NT for 6 months and has enjoyed it so much she's still there.

Joint applicants

You can apply to the AGPT Program as a joint applicant if you're in a spousal/de-facto relationship.

To be considered as joint applicants, both individuals must:

- provide each other's full name and AGPT application ID
- submit identical training region and pathway preferences
- provide evidence of the spousal/de-facto relationship after application submission.

Important points

- If one applicant is subject to Section 19AB and must train on the rural pathway, both must preference the rural pathway.
- If one applicant qualifies for priority preference, the other applicant will automatically be provided with the same priority preference status. Note – with the exception of Aboriginal and Torres Strait Islander and ADF doctors who successfully progress through the national entry assessment, priority preferencing does not guarantee a training offer.
- Joint applications are assessed based on the lower scoring applicant's outcome. This means if both applicants are eligible for an offer, the training region and pathway will be determined by the applicant with the lower assessment score.
- If one joint applicant doesn't progress through the national entry assessment successfully but the other does, the applications will automatically be separated and assessed individually. This means one applicant may still receive an offer, even if the other does not.



What documents do you need?

Mandatory documents – all applicants

All applicants will need the following documents to be able to submit your application.

All applicants	What you'll need	
Residency status	Australian citizen	<p>Colour copy of one of the following:</p> <ul style="list-style-type: none"> • current Australian passport • certificate of Australian citizenship • Australian birth certificate. In addition, if you were born on or after 20 August 1986, you'll need to provide a colour copy of one of the following: <ul style="list-style-type: none"> – a current or expired Australian passport – your citizenship certificate – a parent's Australian birth certificate – a parent's citizenship certificate, issued prior to your birth – a parent's certificate of permanent residency, issued prior to your birth.
	Australian permanent resident	<p>Colour copy of the following:</p> <ul style="list-style-type: none"> • current passport
	New Zealand citizen	<p>Colour copy of one of the following:</p> <ul style="list-style-type: none"> • current New Zealand passport • New Zealand birth certificate
	New Zealand permanent resident	<p>Colour copy of the following:</p> <ul style="list-style-type: none"> • current passport
	Australian temporary citizen	<p>Colour copy of the following:</p> <ul style="list-style-type: none"> • current passport
Medical registration	Your Ahpra medical registration number	

Why do I need extra documents if I was born in Australia on or after 20 August 1986?

Under current legislation, being born in Australia on or after 20 August 1986 doesn't automatically make you a citizen.

Confirming your current citizenship status

We require extra documentation to confirm if you are currently an Australian citizen if you uploaded your birth certificate as your form of identity.

Confirming your citizenship status at the time of enrolment in an Australian or New Zealand primary medical qualification

If you completed your primary medical qualification in Australia or New Zealand, we require additional information to confirm you were an Australian or New Zealand citizen or permanent resident before enrolling in this degree. If you weren't a citizen or permanent resident before this time, you may be subject to the **10-year moratorium**, which means you'll need to select to train in a rural pathway. See overleaf for further information about what evidence you'll need to provide.

Colour copies of supporting documents

You'll need to provide colour copies of supporting documents. If you can't provide a colour copy, you'll need to provide a black and white copy that's been certified within the last 18 months.

Mandatory documents - if applicable

If any of the criteria below apply to you, you'll also require the following supporting documentation to submit your application:

All applicants (where applicable)	What you'll need
Australian medical graduates born in Australia on or after 20 August 1986, or born overseas	<p>If you were born on or after 20 August 1986, or born overseas and completed your primary medical qualification in Australia, you'll need to demonstrate if you were an Australian or New Zealand citizen or Australian permanent resident at the time of enrolment in this degree.</p> <ul style="list-style-type: none"> You'll need to provide a colour copy of one of the following: <ul style="list-style-type: none"> either parent's Australian/New Zealand birth certificate either parent's Australian/New Zealand citizenship certificate, issued prior to your birth either parent's Australian/New Zealand permanent residency visa grant letter/visa label, issued prior to your birth. your HECS statement if you have been deemed eligible for HECS when enrolled in an Australian medical school your current or expired Australian/New Zealand passport that predates your Australian/New Zealand medical school enrolment your Australian/New Zealand citizenship certificate that predates your Australian/New Zealand medical school enrolment your Australian/New Zealand permanent residency visa grant letter that predates your Australian/New Zealand medical school enrolment.
Name change	<p>If you've been known by any other name, you'll need a colour copy of one of the following:</p> <ul style="list-style-type: none"> marriage certificate (if original is not in English, both original and English translation are required) change of name certificate deed poll statutory declaration stating you are known by different names.
Joint applicants	<p>If you're applying as a joint applicant with a spouse/de-facto partner, you'll need to provide a colour copy of one of the following:</p> <ul style="list-style-type: none"> a marriage certificate a relationship certificate a statutory declaration.
Australian Defence Force	<p>If your main employer is the ADF, you'll need to:</p> <ul style="list-style-type: none"> provide your PM key number notify the ADF Medical Officer Professional and Career Development Committee Secretariat of your intention to apply for the AGPT Program.
Current enrolment in AGPT Program with RACGP or ACRRM	<p>If you're currently enrolled in the AGPT Program with RACGP or ACRRM, you'll need to:</p> <ul style="list-style-type: none"> withdraw from the AGPT Program and provide written evidence with your application by the close of applications complete a Training History and RACGP Suitability Statement.

Current enrolment in a non-AGPT GP specialist training program	<p>If you're currently enrolled in a non-AGPT GP specialist training program (i.e. RACGP Practice Experience Program or an ACRRM or RVTS training program), you'll need to provide a colour copy of both of the following:</p> <ul style="list-style-type: none"> • a declaration stating that you'll resign from that training program by the commencement of training if accepted onto the AGPT Program • a completed Training History and RACGP Suitability Statement.
Current enrolment in another specialist medical training program	<p>If you're currently enrolled in another medical specialty program, you'll need to provide a colour copy of the following:</p> <ul style="list-style-type: none"> • a completed Training History and RACGP Suitability Statement.
Previous medical speciality training withdrawal	<p>If you've withdrawn or been withdrawn from a specialist medical training program, you'll be asked to provide a colour copy of all the following:</p> <ul style="list-style-type: none"> • documentation from the relevant college, including your withdrawal letter • a completed Training History and RACGP Suitability Statement. • a current CV
Medical registration addenda	<p>If you have addenda on your medical registration, provide a colour copy of all the following:</p> <ul style="list-style-type: none"> • restrictions, conditions or other addenda set by the Medical Board of Australia • listing from the Ahpra Register of Practitioners of public and non-public restrictions, conditions or other addenda • a current CV
Rural pathway exemption/moratorium end date	<p>Evidence of rural pathway exemption or your moratorium end date if this date has passed. If you're currently applying for a rural pathway exemption, you're not required to provide this evidence at the time of submission.</p>

Optional documents - Priority preferencing framework

If you'd like to be considered for priority preferencing for the following categories, you'll need to provide the relevant evidence at application submission.

Category	What you'll need
Currently enrolled in a state/territory Rural Generalist Coordination Unit Program	Email or letter of enrolment from state/territory Rural Generalist Coordination Unit Program.
Rural origin – resided in a rural MM 2-7 area for at least 10 cumulative years or 5 consecutive years during childhood, including primary and/or secondary schooling	<p>A colour copy of one of the following:</p> <ul style="list-style-type: none"> • primary and/or secondary school records showing attendance and address • statutory declaration confirming rural residency • letter from school or registered medical professional e.g. GP verifying residence period.
Rural connection - resided in a rural MM 2-7 area of your rural pathway region/subregion of your first preference for at least 24 consecutive months - current or past residence.	<p>A colour copy of one of the following:</p> <ul style="list-style-type: none"> • lease agreements in your name covering a 24-month period • utility bills in your name covering a 24-month period.
Rural connection - completed a minimum of 24 consecutive months of rural clinical school or professional placements in MM 2-7 (i.e. longitudinal placement, rural clinical school or attended a rural campus)	<p>A colour copy of one of the following:</p> <ul style="list-style-type: none"> • letter from university, or rural clinical school confirming placement location and duration • transcript or enrolment record showing rural campus/placement details.
Rural connection - clinical work experience in a rural MM 2-7 area of your rural pathway region/subregion first preference for at least 24 months consecutively	<p>A colour copy of one of the following:</p> <ul style="list-style-type: none"> • written confirmation from employer on company letterhead/email confirming employment details.

Step 3: Sit the national entry assessment

If your application is deemed eligible, you'll be invited to participate in the selection process. A non-refundable fee of \$190 is required to book and sit the national entry assessment.

Before booking, you'll be able to:

- view how many eligible applicants have preferenced each training region and pathway
- update your training region and pathway preferences if desired.

What's the national entry assessment?

The national entry assessment is an online situational judgment test designed to evaluate your ability to reflect on and respond to interpersonal and professional dilemmas using critical reasoning and social interpretation.

The test presents hypothetical scenarios that reflect real-world situations. Some scenarios will require a typed response, while others will require a video-recorded response. The test is administered by a third-party provider – Acuity Insights.

You can complete the test from anywhere in Australia or internationally, provided you have a computer with video and audio capabilities and reliable internet access.

When can you sit the assessment?

The assessment is held multiple times throughout the year. However, you must book and sit the assessment in time for the application period you are applying for. Please see the [list of assessment dates matched to application periods](#).

Important notes

- You can only sit the assessment once per calendar year (1 January – 31 December).
- Assessment outcomes are valid only for the calendar year in which you first applied.
- Your result will apply to any RACGP training program application (FSP or AGPT) made during that year. If your performance is below the minimum standard, you won't be able to make any further applications to any RACGP Fellowship training programs in that calendar year.
- If you choose to sit the assessment before applying and having your eligibility confirmed, you may:
 - be advised you are ineligible after sitting the assessment (no refunds will be issued).
 - miss the opportunity to view how many eligible applicants have applied and their preferences before deciding to sit the assessment.
- Assessment fees are non-refundable. Bookings, cancellations, changes and requests for special accommodations are managed by Acuity Insights.

Find out more about the [national entry assessment including dates and preparation resources](#).

Step 4: Receive your selection outcome

After you've sat the national entry assessment, we'll email to let you know whether you've been successful in receiving an offer.

Before you receive this email, you will be sent an email from Acuity Insights with your quartile score. Quartiles are not used to determine whether an offer is made. The quartiles only indicate how your performance compared to other applicants who sat the assessment on your test day. In determining offers, several factors are considered, as outlined below.

How are offers determined?

There are two key stages in the offer determination process.

Stage 1 – Suitability

Your performance in the national entry assessment will be reviewed to determine your suitability to enter the program:

- If your performance doesn't meet the required standard, you won't progress further in the selection process or be eligible to apply for any RACGP programs for the remainder of the calendar year. You'll be welcome to re-apply in future years.
- If your performance meets the required standard, you'll progress to the next stage.

Stage 2 – Priority preferencing and merit-based ranking

Offers will be allocated according to the Priority Preference Framework (see page 10).

If the number of applicants exceeds the available places in a particular pathway or region within any priority category, applicants will be ranked based on their national entry assessment score.

With the exception of Aboriginal and Torres Strait Islander and ADF doctors who successfully progress through the national entry assessment, priority offer preferencing does not guarantee a training offer.

Please note: As demand may exceed availability, not all eligible applicants may receive an offer.

Learn how offers are determined in this short **video**.

How training offers are decided?



Unsuccessful applicants

If your performance in the national entry assessment meets the required standard, however you're not offered a training place, you may participate in future application intakes within the same cohort year where available.

Please note:

- The number of training places and locations available in subsequent intakes will be limited.
- We encourage you to [contact our team](#) to discuss your training options and next steps.

Accepting your offer

If you're successful, you'll need to accept your offer and pay a \$525 **non-refundable** acceptance fee within the specified timeframe. If you don't accept and pay within this period, your offer will expire.

Once you've accepted your offer, you'll be required to complete several onboarding activities to help us get to know you better and start planning your training.

Important note about general registration:

If you're successful in being made an offer, it will be on the basis that you currently have or will have general registration by the commencement of training (the start of the first semester of your intake year).

If you don't obtain general registration by this time, your offer may be withdrawn.



Step 5: Participate in induction activities

To get your training journey started, you'll participate in several induction activities.

Onboarding module

You'll need to set aside two-to-three hours to complete the onboarding module and provide information about your previous hospital experience and training intentions.

Tip: Start preparing for your onboarding by collecting the required paperwork now. You'll be asked to submit a current CV, clinical supervisor junior doctor assessments completed during hospital terms and if available, a letter from the hospital confirming the terms you have completed since commencing internship.

Induction meeting

The training team will invite you to an induction meeting, where we'll discuss your training plans, plan your next steps and answer any queries you might have.

Training intentions

We'll ask you what type of training term you plan to commence training:

- If you plan to enter a **hospital term**, you'll need to secure this placement separately through your relevant state hospital employment process before the start of the training year.
- If you plan to enter a **community-based general practice term**, you'll need to have met the [RACGP's readiness for general practice term requirements](#).
- If you hold a visa that requires employment sponsorship, you may experience some delays to starting a GP term, please see pages 5-6 for more information.



We're here to help

If you have any queries about applying for the AGPT Program, please don't hesitate to contact our friendly team.

 **Email:** becomeagp@racgp.org.au

 **Phone:** 1800 472 247





Disclaimer

The information set out in this publication is current at the date of first publication and is intended for use as a guide of a general nature only. This Guide is to be read subject to and in conjunction with relevant RACGP Policies and the RACGP may change the contents of this guide at any time. The RACGP retains all intellectual property rights in this document which is not to be disseminated, copied, published or otherwise exploited, in whole or in part, without the RACGP's express permission.

The RACGP and its employees and agents shall have no liability (including without limitation liability by reason of negligence) to any users of the information contained in this publication for any loss, cost or damage (consequential or otherwise), incurred or arising by reason of any person using or relying on the information contained in this publication and whether caused by reason of any error, negligent act, omission or misrepresentation in the information.

ID-9094



RACGP