



# AccessWorldMed User Guide

## About This Guide

The **AccessWorldMed** User Guide provides users with a detailed roadmap for using and engaging with the resources in the site. This guide describes AccessWorldMed and what content can be attained in the site, as well as details how to create and use an Access profile. Also, the guide outlines unique and foundational content across the book's library, multimedia collection, cases, study tools, and patient education handouts.

Coupled with the AccessWorldMed support page on the Access User Center and the AccessWorldMed LibGuide, this user guide will provide users with the needed information for effectively deploying the resources in AccessWorldMed for academics, research, and clinical practice.

# Table of Contents

<b>About AccessWorldMed</b> .....	<b>3</b>
Global knowledge, local relevance.....	3
<b>Access Profile</b> .....	<b>4</b>
How to Set Up Your MyAccess Profile in 3 Easy Steps.....	4
<b>Homepage</b> .....	<b>5</b>
<b>Searching</b> .....	<b>6</b>
Search Box.....	6
Search Builder.....	6
Federated Search.....	6
<b>Books Library</b> .....	<b>7-8</b>
Library Links.....	7
Chapter Task Bar.....	8
Text To Speech Tool.....	8
Notetaking Tool.....	8
How to Download Content.....	8
<b>Multimedia</b> .....	<b>9</b>
Videos.....	9
<b>Cases</b> .....	<b>10</b>
<b>Study Tools</b> .....	<b>11</b>
Flashcards.....	11
Review Questions.....	11
<b>Patient Education Handouts</b> .....	<b>12</b>
<b>Support</b> .....	<b>13</b>
<b>Contact Us</b> .....	<b>13</b>



## About AccessWorldMed

### *Global knowledge, local relevance*

**AccessWorldMed** enhances the authoritative and trusted content from AccessMedicine by curating and localising a breadth of medical resources to meet unique regional education needs. Featuring world-leading textbooks, case-based learning, a variety of study tools such as flashcards, review questions and engaging multimedia content, AccessWorldMed offers a diverse range of resources with rich real-world examples that are aligned to local curricula and healthcare practices. A particular highlight of AccessWorldMed are the comprehensive WorldMed cases, which are browsable by region and topic.

AccessWorldMed's localised content approach supports practical learning and puts educators and students in control of their teaching and learning pathways, ensuring a more successful transition from student to professional and making AccessWorldMed an invaluable resource for medical students, junior doctors and qualified professionals alike. Content is updated regularly and is available on multiple devices whenever you need it.

## Access Profile

### Unlock a Higher Level of Productivity with an Access Profile

Users create and use their personal **Access Profile** to unlock key features:

- Work through challenging patient cases
- Create and take quizzes for self-assessment
- Connect remotely off-site through VPN authentication
- Bookmark favorite content such as videos, images, tables, and chapters to view later
- Organize important content in collections
- Browse recently viewed content
- Receive alerts about important new content additions
- Download multiple images to PowerPoint with citations and references automatically populated

### How to Set Up Your MyAccess Profile in 3 Easy Steps

- Go to <https://mhmedical.com/umbrella-index.aspx> or navigate to any Access product homepage. You must be on-site at your institution or organization when first creating your Access Profile.
- Click on your "My Profile" in the upper right-hand corner of any page. Once there, click on "Sign In or Create a Free Access Profile."
- In the pop-up window, click "Create a Free Access Profile."

[Watch this tutorial](#) on the **Access User Center** to learn more about the **Access Profile**.

### Helpful Tip

To keep your MyAccess Profile active, you must sign into your profile every 90 days while either on-site or through your institution's or organization's VPN or proxy server.




The screenshot shows the top navigation bar of the McGraw Hill Access WorldMed website. The navigation bar includes links for MCGRAW HILL ACCESS, SUPPORT, SUBSCRIBE, and MY PROFILE. The MY PROFILE dropdown menu is open, showing options for ACCESS PROVIDED BY: MCGRAW HILL PROFESSIONAL, SIGN IN OR CREATE A FREE ACCESS PROFILE, and SIGN OUT. A yellow arrow points to the SIGN IN OR CREATE A FREE ACCESS PROFILE option. Below the navigation bar, there is a search bar and a row of book covers including MURTAGH'S GENERAL PRACTICE, UNDERSTANDING ASSESSMENT IN MEDICAL EDUCATION, EMERGENCY MEDICINE, and THEORY IN A NUTSHELL.

## Homepage





### Check Out the Homepage

Streamlined navigation organized into tiles:


- Access profile snapshot
- News and updates related to **AccessWorldMed** on the homepage, including newly released textbooks
- Featured content like WorldMed Cases and Murtagh's Diagnostic Flashcards
- Popular and currently high traffic chapters

Understand	Learn	Study
 <p><b>Chen's Clinical Anatomy MCQs</b></p> <p>Tony Mengxi Chen</p> <p>Anatomy can be easy to learn, and more importantly, it can be <i>interesting</i> to learn. Anatomy teaching has been too focused on rote learning and memorisation of dry facts and images, while more emphasis should be placed on clinical application and everyday relevance.</p>	 <p><b>WorldMed</b></p> <p>WorldMed Cases</p>	 <p><b>MURTAGH'S</b></p> <p>DIAGNOSTIC FLASHCARDS</p> <p>Murtagh's Diagnostic Flashcards</p>

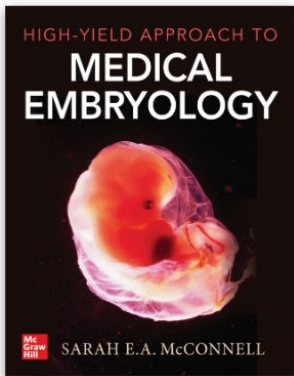
**Sign in to Activate More Features:**

-  Use your Institution's Access sites from **anywhere**.
-  **Save** your favorite content across all Access sites.
-  Organize your favorites into customizable **collections**.
-  Get access to interactive **review questions**.

[Sign In](#)
[Create a Free Profile](#)

 [Learn more about Access](#)

**New on AccessWorldMed**



**HIGH-YIELD APPROACH TO MEDICAL EMBRYOLOGY**

SARAH E.A. McCONNELL

**Popular Chapters on AccessWorldMed**

- [Chapter 33: Deafness and hearing loss](#)  
John Murtagh's General Practice, 8th Edition
- [Chapter 76: Chronic heart failure](#)  
John Murtagh's General Practice, 8th Edition
- [Chapter 104: Inguinoscrotal lumps](#)  
John Murtagh's General Practice, 8th Edition

## Searching

The search feature in **AccessWorldMed** is simple and easy to use. You can learn more about the search feature by [watching this tutorial](#) on the **Access User Center**.

### Search Box

In **AccessWorldMed**, you can search for resources across all content types:

- Auto-suggest appears as you type (can be disabled)
- You can "phrase search" using quotations
- Get the same search results by combining terms together or by using **AND**
  - e.g., *gastroenteritis pediatrics* = *gastroenteritis AND pediatrics*

### Search Builder

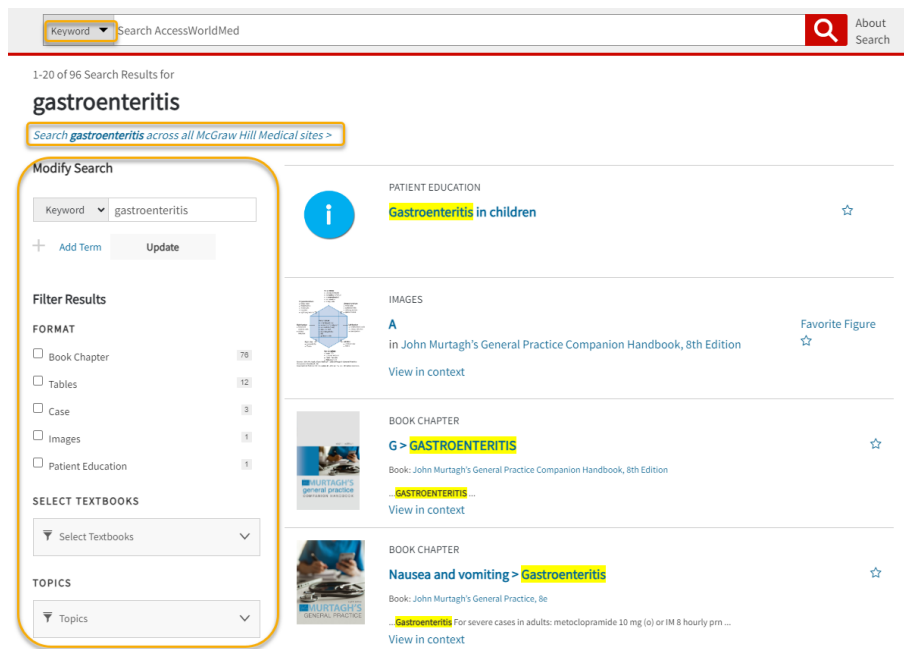
To the left of your search results, search builder allows you to:

- Focus the search by modifying your terms (keyword, title, author, ISBN)
- Filter results by format (chapter, tables, cases, images, multimedia, etc.)
- Select textbooks to see results by specific titles
- Narrow results by topics

### Federated Search

A federated search expands your results from **AccessWorldMed** to include results from other McGraw Hill Access Medical sites:

- Click "Search gastroenteritis across all McGraw Hill Medical sites" to select federated search
- Search builder elements above apply
- Green dot indicates the item is available in your subscription




The screenshot shows the search results page for 'gastroenteritis'. At the top, there is a search bar with the text 'Keyword Search AccessWorldMed' and a search icon. Below the search bar, it indicates '1-20 of 96 Search Results for gastroenteritis'. A link is provided to 'Search gastroenteritis across all McGraw Hill Medical sites >'. On the left side, there is a 'Modify Search' panel with a 'Keyword' dropdown set to 'gastroenteritis' and an 'Update' button. Below this, there are sections for 'Filter Results' (FORMAT: Book Chapter (76), Tables (12), Case (3), Images (1), Patient Education (1)), 'SELECT TEXTBOOKS' (a dropdown menu), and 'TOPICS' (a dropdown menu). The main search results area on the right displays several items:

- PATIENT EDUCATION:** 'Gastroenteritis in children' with a green dot icon and a star icon.
- IMAGES:** 'A' in 'John Murtagh's General Practice Companion Handbook, 8th Edition' with a 'Favorite Figure' star icon and a 'View in context' link.
- BOOK CHAPTER:** 'G > GASTROENTERITIS' in 'John Murtagh's General Practice Companion Handbook, 8th Edition' with a green dot icon, a star icon, and a 'View in context' link.
- BOOK CHAPTER:** 'Nausea and vomiting > Gastroenteritis' in 'John Murtagh's General Practice, 9e' with a green dot icon, a star icon, and a 'View in context' link.

## Books Library

In the Books tab in **AccessWorldMed**, you will find some of the leading current, authoritative text resources organized into categories in the left-hand sidebar, including Dermatology, Emergency Medicine, Ob/Gyn, Surgery other topics.

Books ▾ Multimedia ▾ Cases ▾ Study Tools ▾ Patient Education Handouts About ▾



Keyword ▾ Search AccessWorldMed  About Search


### Books

Library ▾


- Dermatology
- Emergency Medicine
- General Practice
- Ob/Gyn
- Pharmacology
- Public Health
- Surgery

### Textbooks


Tools ▾  




**John Murtagh's General Practice, 8th Edition**  
John Murtagh, Jill Rosenblatt, Justin Coleman, Clare Murtagh



**Asian Skin: a Reference Color Atlas of Dermatology and Venereology, Revised 2nd Edition**  
CHUA Sze Hon, TAN Suat Hoon, GOH Chee Leok, NG See Ket



**Clinical Cases for General Practice Exams, 4th Edition**  
Susan Wearne



**New! Clinical Cases in Dermatologic Surgery**  
Shyamala Huilgol, Duncan Stanford

**Check Out the Library at this link**

- [Complete Full-Text Library](#)

Books Library (continued)

Chapter Task Bar

- Each chapter in **AccessWorldMed** texts features a **Chapter Task Bar** with user output functions, including skipping to chapter sections, downloading as PDF, sharing, generating citations, searching within, and adding notes. [Watch this tutorial](#) on the **Access User Center** to learn more about the Chapter Task Bar.



## Chapter 7: Research and evidence-based medicine

Sections | Download Chapter PDF | Share | Get Citation | Search Book | Annotate

Text to Speech Tool

- Each text and chapter section in **AccessWorldMed** includes a **Text-to-Speech Tool** indicated with the icon tool below. Users can adjust the tool's settings under the menu to the left, including highlighting levels, text coloring, reading speed, etc.

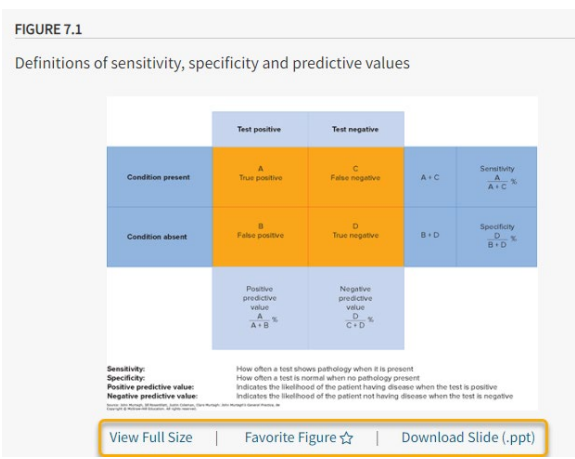


Notetaking Tool

- Hypothes.is** annotation tool allows users to take and share digital notes in each text on **AccessWorldMed**. [View this User Guide](#) on the **Access User Center** to learn more about Hypothes.is.

How to Download Content

- In **AccessWorldMed**, figures and tables can be downloaded (figures as PowerPoint slides with full citation attribution and tables as PDFs), viewed enlarged and in context within the text, and saved to your favorites in Access profile.
- [View this guide](#) on the **Access User Center** to learn more about downloading figured and tables.





## Multimedia

The [Multimedia](#) tab in **AccessWorldMed** offers a collection of videos on Dermatologic Surgery and Ultrasonography.

### Videos

- **Surgery > Dermatology** features detailed surgical procedural videos designed to help users through basic and advanced skills procedures, brief interventions, and applications of decision rules.
- **Ultrasonography** features detailed video clips displaying different conditions and how they look on ultrasonography.

In each video, users can take advantage of the player tools found in the menu in the video, including to share and download. The accompanying transcript is available for each video on AccessWorldMed.

All multimedia items come with their own unique durable URLs found in the browser URL link at the top and can be linked to in coursework, e.g., LMS course page, lecture slides, syllabus, etc.

### Multimedia

Surgery

Dermatology

Ultrasonography


Tools

---

### Surgery

> Dermatology

---

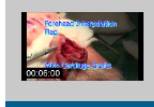


**New!** 2-Stage Forehead Interpolation Flap

8 mins, 9 secs

Play

---




**New!** 2-Stage Forehead Interpolation Flap with Cartilage Grafts

6 mins

Play

---



**New!** 2-Stage Nasolabial Interpolation Flap

## Cases

The **Cases** tab in **AccessWorldMed** provide materials for short, targeted case-based learning that require students to think critically about the content. They vary slightly but for each case, you get a patient history and systems review, some short answer questions, clinical pearls, and references.

**WorldMed Cases**, conceived as the first truly localized regional content within our Access platforms, feature cases written by medical experts around the world. Cases are categorised by topic or region and can be further sorted by setting (primary care, secondary care or emergency), age of patient (adult or child) and level (medical student, junior doctor or qualified practitioner).

Cases can be used either as a teaching tool or for self-directed development to improve clinical and critical reasoning and problem-solving.


All cases are durable URL-enabled. Instructors can copy the browser URL and embed in an LMS to assign to students to complete.

Some cases include comprehension quizzes and/or further recommended reading for additional support and research.

**Cases**

- Chen's Clinical Anatomy Cases
- Clinical Cases for General Practice Exams
- Clinical Cases in Dermatologic Surgery
- Clinical Cases in Obstetrics, Gynaecology and Women's Health
- General Practice Cases
- WorldMed Cases**
- Browse by Region
- Browse by Topic

### WorldMed Cases by Topic



Conceived as the first truly localised regional content within our Access platforms, the WorldMed Cases collection features cases written by medical experts around the world.


Every case follows the same format and includes comprehension questions to test the learner's understanding. All cases have been peer reviewed, and include references and further recommended reading for additional support and research.

Cases are categorised by topic or region and can be further sorted by setting (primary care, secondary care or emergency), age of patient (adult or child) and level (medical student, junior doctor or qualified practitioner).

The WorldMed Cases collection can be used either as a teaching tool or for self-directed development to improve clinical and critical reasoning and problem-solving. It is a live resource and will include new cases on multiple topics from different regions, released across a number of years.

[Expand All / Collapse All](#)

Title	Region	Setting	Patient Age	Level
<b>+ Cardiovascular System</b>				
<b>- Dermatology</b>				
 Itchy Rash <b>New!</b> Esan	United Kingdom	Primary Care	Adult (18+ years)	Medical Students
 Skin Rash <b>New!</b> Choi	Southeast Asia	Emergency Care	Adult (18+ years)	Junior Doctors
<b>+ Endocrine System and Metabolism</b>				
<b>+ Gastrointestinal System</b>				
<b>+ Genitourinary System</b>				



[View Contents](#)

< Chest Discomfort / 43 >

### Chest Discomfort

**Authors:** Matthew Jian Wen Low

**Region:** Southeast Asia

**Topic:** Cardiovascular System

**Setting:** Emergency Care

**Patient Age:** Adult (18+ years)

**Level:** Junior Doctors

[Case](#)   [Clinical Approach](#)   [Clinical Pearls](#)   [Comprehension Questions](#)   [References](#)   [Author and Acknowledgements](#)

A 49-year-old man presents to the Emergency Department with chest discomfort. He describes it as a vague heaviness over the left side of the chest that does not go anywhere else. It has persisted over the past two days and has not gone away during this period. The man does not clearly recall how it started. The discomfort does not change in intensity with lying down, sitting up, walking or eating. There is no associated diaphoresis, breathlessness, nausea, vomiting, fever, cough or leg swelling.

The man has a history of hypertension and hyperlipidaemia treated with amlodipine and simvastatin. He does not have any known drug allergies. He does not smoke or drink alcohol. His parents are both deceased. His father had pancreatic cancer and his mother died from pneumonia. He works as a car mechanic. He has no other recent illnesses or travel history.

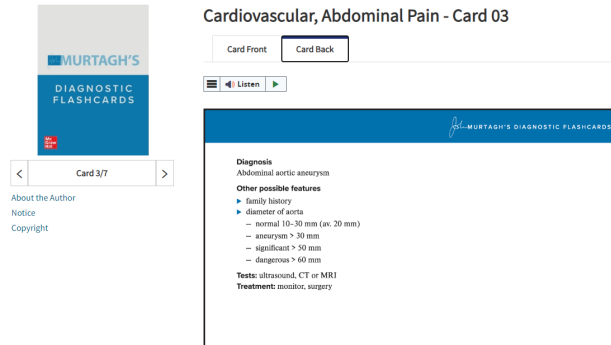
On examination, his vital signs are normal. Heart sounds are dual with no murmurs and breath sounds are equal bilaterally. Pulses are well felt in all four limbs. There is no lower limb swelling or tenderness.

A 12-lead electrocardiogram (ECG) is obtained (see Figure 1). The high-sensitivity troponin level on arrival is below the limit of quantification.

## Study Tools

### Flashcards

- Written by renowned general practitioner, educator and author, [Murtagh's Diagnostic Flashcards](#) is a collection of over 500 patient presentations covering a comprehensive range of topics including emergency medicine, neoplasia, infection, dermatology and pediatrics.
- The flashcards are an invaluable tool for review and self-testing, both in preparation for exams and in expanding your knowledge of commonly presenting conditions.



### Review Questions

- Hundreds of [Review Q&A](#) designed for self-assessment.
- With the review texts, users can generate random and custom review question quizzes from the most popular texts on **AccessWorldMed**.

**Review Questions**

Chen's Clinical Anatomy MCQs  
Tony M. Chen

**Chen's Clinical Anatomy MCQs**

Tony M. Chen  
[Copyright](#) | [Notice](#) | [Preface](#)

---

*NOTE: A quiz may not include more than 250 questions. Quizzes cannot be saved mid-progress.*

**Create Random Quiz**

of 575 available

[Start Random Quiz](#)

**Create Custom Quiz**

Generate a custom quiz by selecting a number of questions from the available topics below, and clicking "Start Custom Quiz" when ready.

[Start Custom Quiz](#)

**Abdomen and GIT**  
 of 103 available

**Cardiothoracic**  
 of 87 available

**General Anatomy**  
 of 40 available

## Patient Education Handouts

### Murtagh's Patient Education Handouts

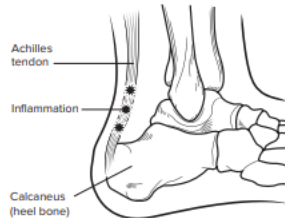
- Around 400 information sheets written in simple, non-technical language to help patients to help them understand and manage their medical condition.
- Information on each condition is presented in a concise and friendly single-page format so it can be easily printed and distributed to patients.

*John* MURTAGH'S PATIENT EDUCATION

#### ACHILLES TENDINOPATHY

##### What is Achilles tendinopathy?

Achilles tendinopathy (also called Achilles tendinitis) is a painful inflammation of the Achilles tendon, which is a large tendon connecting the calf muscles of the lower leg to the calcaneus (the heel bone). It is graded according to the degree of severity of pain and swelling: mild, moderate or severe.



##### What is the cause of Achilles tendinopathy?

It is an 'overuse' injury mainly caused by overuse of the calf muscles, which are responsible for flexing the foot downwards. With excessive use there is considerable friction on and around the tendon, resulting in inflammation.

Other causes or contributing factors include:

- overweight and obesity, which places excessive stress on the Achilles tendon and associated connecting parts
- footwear, including high heels or shoes that provide poor support
- arthritic conditions such as ankylosing spondylitis, lupus and psoriasis
- abnormal foot problems such as flat feet, pigeon toes and inset hips, which lead to straining of the tendon
- quinolone antibiotics; cases of rupture from these agents have been reported.

##### Who gets Achilles tendinopathy?

Anyone can develop Achilles tendinopathy, but it is most common in young to middle-aged males, particularly those participating in athletics, football and other sporting activities. It is most likely to develop in people who have taken up unaccustomed running, long walks or other similar exercise. It is often seen in people who have competed in a long or rigorous sporting event and also in runners who have changed their routine.

##### What are the symptoms?

- Pain in and around the back of the heel and ankle
- Difficulty walking
- Pain worse on rising in the morning and weight bearing
- Pain worse on starting activity and for some time after ceasing it

- A deep ache on using the calf muscles
- Stiffness and tenderness in the tendon
- A clicking or similar noise on moving the tendon
- Swelling of the heel and ankle

It is diagnosed by radiology including X-rays and special imaging scans (e.g. ultrasound).

##### What are the risks?

It is not usually a serious problem but can take many weeks or months to settle if not rested and treated properly. In such cases, the tendon can become frayed and weakened and may eventually rupture. This is more likely to occur if cortisone injections are given into or close to the tendon.

##### What is the treatment for Achilles tendinopathy?

The objective of treatment is to reduce strain on the tendon, reduce inflammation, prevent further injury and permit healing.

- Rest is important. It is advisable to use crutches if the pain is severe. A plaster cast may be applied for very severe cases.
- Use comfortable, high-heeled shoes for both feet. It may be better to use a 2 cm heel raise. A raised heel reduces tension on the tendon. Use shoe inserts (orthoses) to take pressure off the tendon during the acute stage (check with your doctor or podiatrist).
- Cool the tendon with icepacks when it is painful and swollen.
- Use analgesics (pain killers), preferably paracetamol, for significant discomfort.
- Using an analgesic ointment or gel, gently massage the tendon by holding it firmly between the fingers and moving it from side to side.
- Do stretching exercises. This includes stretching the calf muscles with the heel firmly on the ground.
- Surgery is rarely required but may be used for a severely damaged, frayed tendon. It is usually reserved for a complete rupture of the tendon.

##### How can the problem be prevented?

- Warm-up and stretching exercises in sportspeople are helpful.
- Wear good quality and fitting shoes with a substantial heel and, for sport, wear good quality supportive shoes. Avoid wearing high heels.
- Keep to a healthy weight appropriate for your age and build.

##### Where to get help?

- Your GP (doctor)
- A physiotherapist, podiatrist or exercise physiotherapist
- ESSA Australia: <https://www.essa.org.au>

## Support

The **Access User Center** (<https://www.accessusercenter.com/>) features additional support tools for self-guided help when using Access medical collections. Resources are provided in the menu and organized by site, i.e. AccessWorldMed, AccessMedicine, AccessPharmacy, etc. Help includes tutorials, guides, and author interviews, as well as marketing and promotional materials.

The **AccessWorldMed** page on the Access User Center can be found [at this link](#) which features the complete suite of tutorials, guides, and other helps to ensure a user's self-guided, effective use of **AccessWorldMed**.

Also, users can check the [AccessWorldMed LibGuide](#) linked through the **AccessWorldMed** page on the Access User Center. This resource features additional guidance on how to navigate and use the site, research help, and links to user resources.

## Contact Us

For further questions and help, please email **Customer Success Team** at **McGraw Hill** at [customersuccess@mheducation.com](mailto:customersuccess@mheducation.com). We strive for a 24-hour turnaround time to respond to your query.